



CI Newsletter

The CI promotes the Breeding and Exhibition of Cochins.

MAY 2012

President's Message Linda Tobia, 11826 Moyer Rd., Webberville, MI., Phone (517) 468-3429,

E-mail ltobia@tds.net

Hello Members. What a Winter and Spring we have had here, in Michigan. In my area we had 15 inches of snow and a few days with zero weather. The weather didn't stop my big barredreds from laying. The incubator started up the first of December and the first babies were out December 28. The big blues followed behind them. I had a good hatching of LF barredreds, blues and blacks.

I did a few Spring shows. I did Merritta, Ohio in March, Wapakoneta, Ohio in March, Western National in Sedalia, Missouri in April and Michigan Poultry in Alma, Michigan in April. I had plan on attending other shows but my health decided not to. The sciatica nerve in my back decided to stop me. I have not been able to get around for the last two months. My neighbors have been coming over and carrying for my birds. I thank them so much. I hope by this fall I will be on the mend to do shows again.

I will see you all in the Cochin aisles. Keep breeding. Take care and God Bless you all. Linda

Vice-President Message Heidi Hylkema, 5590 North West Birch Ave., Redmond, OR., Phone (541) 815-0252,

E-mail hhilke@hotmail.com

Hello all: It's Spring and that means several things; girls are laying, hatching is underway and summer is around the corner. This is the first year I've hatched since 2009, so I am really excited! My girls weren't laying for quite some time this Winter, most likely due to the cold weather but now their egg production has increased immensely and I'm putting lots of eggs in the incubator.

Which brings me to another subject: should one let a large Cochin hens set on a clutch of eggs? I realize for people who hatch in large numbers, they are less apt to do this but "we" small breeders who do this more as a hobby still think it's a wonderful thing to see a large Cochin hen raising her young. I personally have tried it and have had a little success. I've experienced casualties with broken eggs and chicks that have been crushed by their Mom because she can't really see what she is doing and let's face it a large Cochin hen is no small chicken. Some of my girls can weigh up to 10 lbs. or more, so that's a lot of bird setting on eggs. However my dear Friend, Monica, who I email on a regular basis, just sent me a lovely story about her amazing large Cochin mother who is one of the best mothers she ever experienced. Apparently, she is so careful and so diligent with her eggs and once her babies have hatched, she so goes so far as to move them oh so carefully to the food and water. I personally love hearing stories like this because in reality that is how it is supposed to be....

In April, we had our PNPA Spring Show in Stevenson Washington. I believe the turnout between Open and Junior exhibitors was approximately 700 +/- birds. We had a few different judges from various parts of the country. Jamie Matts from NY, along with Danny Williamson from Kansas and Paul Weiser from Washington. There was a decent turnout of Cochin exhibitors from the NW and Canada. A bantam Black Cochin Pullet from Joe Mazur won Best Cochin and Best Featherlegged. Sheryl Butler had a nice black Cockerel that took Reserve Bantam Cochin. Best Large Cochin went to a Black pullet and Reserve Large Cochin went to a black pullet exhibited by Heidi Keyser.



Junior Exhibitor Ty Harmon won Best Large Fowl and Asiatic with his Large Black Cochin Hen.

There are several smaller shows taking place in Washington this month and in June. It was announced at Stevenson that our next PNPA Show would be taking place in Salem, Oregon in October. They are no longer holding that show at Stevenson due to rate changes of the Fairgrounds. The Washington Feather Fanciers hold their Show in December in Chehalis, Washington. Then the next show will be at Stockton California, this show is held by Pacific Poultry Breeders Association, it is usually the third weekend in January. CI will be holding their Cochins Western National at Stockton so hopefully that will bring exhibitors from near and far to show their Cochins.

I hope everyone is doing well and you are raising excellent, healthy, show quality birds....

Have a great summer! Heidi

Jamie Matts Secretary/Treasurer: 283 State HWY. 235, Harpursville, N.Y. 13787 Phone (607)693-3433
E-mail mattsjt@aol.com

Hey everyone hope this newsletter finds you happy and healthy and enjoying all of your cochins. I look forward to this time of year so much I just love watching the birds grow along with all the plants and trees around my home. This is by far the happiest and busiest time of year for me. This year I have hatched nearly 1000 and they are looking great. Not only do I raise cochins but I also have mille fleur d'uccles, Australorps and Andalusians for sentimental reasons. Not to mention three kinds of geese, 4 types of pheasants, ad peacocks, 7 horses and our latest edition another border collie with hopes of raising those next year. My daughter just turned 15 and we play volleyball three nights a week and that by far is one of my greatest pleasures. This spring I was fortunate enough to judge in Stevenson, Washington where the weather and people were wonderful. It was a great memory thanks to my host. I also attended the Sussex show in New Jersey and drove to Rhode Island that night and judged Little Rhody the next day. Drove 22 hours to Lucasville this past weekend and this weekend is the Syracuse show. After that I am done until fair judging starts. One would say no grass grows under this mans feet and to that I would agree. On a quick note I know we all are in this hobby for different reasons but for me the friendships, the laughs and the comradery is what this hobby is about. Its not about points or winning its about the smiles that were had that day.

And now as far as the treasury goes we currently have a balance of 5191.33. Since the last newsletter we have purchased rosettes for the Nationals and more t-shirts. And paid for this year's website renewal. We also donated \$50 to the ABA Youth program because lets face it that's where we all started. With that said our President Linda Tobia deserves a big Thank You for all the funds she has received for this club. Since I have been treasurer no one has brought in more money to help offset cost. So hats off to you Linda for doing a great job. I also want to again thank Gail Carlson for all she does. As a club we are so fortunate to have her. She is so thorough and has great ideas for continuing to update and make the website better. So thanks again Gail. Well I guess on that note I will close hope everyone has a wonderful summer and that raising the birds brings you happiness. Take Care Jamie

Judy Gantt Southeast Regions AL, GA, FL, MS, NC, SC, TN, 701 Casar Lawndale Rd., Lawndale, N.C. 28090 Phone (704)538-3276 E-mail jgnatt@earthlink.net

Hi to everyone from the Southeast.....Shows have ended and the hatching season has come to a close for most of us. Anticipation of watching our youngsters grow into a champion bird in the fall. I'm still hatching a few mottles as the hens didn't listen to me when I told them to . I still have 2 mottled hens that is yet to lay their 1st egg. However, I have hatched more than I ever have. I added another breed this year.

We are already experiencing some hot and dry weather. Please be alert to the stress this can create for our youngsters. Provide plenty of circulated air and cool water. Hope we don't have a repeat of last summer's weather.

The Southeast will host the Eastern Cochinchina National in 2013. Placement has not been determined and few bids have come in. However, there are at least 3 clubs in Ga. and Tn. bidding on the ABA National for 2013. If awarded to one of these, the Cochinchina national will be awarded to the club holding the ABA National.

I'm looking forward to the Fall shows ---- APA National at Lucasville and Columbus. If you've never been to Lucasville, it's your year and time to go. First class show, great hospitality, and getting to see my Cochinchina friends. Until next time Judy

Rich Barczewski Northeast II Regions DE, MD, NJ, PA, VA, WV, 6827 Underwood Corner Rd., Smyrna, De. 19977 Phone (302) 659-1211 E-mail richbar302@gmail.com

I hope all is well for all of the Cochinchina breeders in NE District II and that your hatches are good. For the most part, we have been about three weeks ahead of schedule with our early spring. All totaled, and considering the high feed costs that we all have to face, I've decided to hatch fewer birds this year. Quality has been going up so I'm hoping the 35 birds I have out will be enough to give me some competitive birds for the fall show season. I have been placing meets across the district as I see them advertised in the poultry press. Occasionally one slips by me so if you are going to a show and want to make sure that there is a cochinchina meet at the show, feel free to drop me a line. I am happy to place meets at every show we can as it is just one way that we can promote our breed.

The A.I. testing in our district is still stringent and some states have regulations that are more restrictive than others. We have been fortunate in Delaware to have a fairly supportive Department of Agriculture however I know that isn't the case in every state. It was unfortunate to hear that the Virginia club lost their show hall again due to the Virginia State Fair going bankrupt. We wish them the best and hope that they will find another venue soon so that their show can continue.

On a brighter note, I am certainly looking forward to the Fall show season this year and hope all of you have those champions in the grow out pens. If you need to reach me for any reason, I can be contacted at rbarczewski@desu.edu at work or at richbar302@gmail.com at home by email or at (302) 659-1211 by phone. Until next time, keep those cochinchinas up on Champions Row and I'll look forward to seeing you at an upcoming poultry show soon. Remember to support your breed club and to get involved. Any club is only as strong as the volunteers who keep it running. Thanks to our officers for everything they do.

Matt Mccammon North Central Regions IL, IN, KY, MI, OH, WI, 2890 S 275 W, Bloomfield, IN., 47424, Phone (812) 384-3777 E-mail mcchick88@gmail.com

Happy Spring to all you Cochinchina lovers! The brooders are full here and chicks are doing well. I have hatched quite a few Wyandotte and cochinchinas, at least quite a lot for me. I haven't even counted them and probably don't want to! I have mottled and black cochinchinas along with black, white, buff Columbian and mottled Wyandotte. That is plenty to keep track of! I know some of you are aware of this, but I wanted to share some details of an unfortunate event that befell me a few weeks ago. I had taken a nice hatch of about 50 Wyandotte chicks out to the brooder house and put them in the small brooder. It was still a little chilly, so I put a new bulb

in the brooder box. It was a 150 watt rough service bulb. I generally buy rough service bulbs because they last longer than the junk bulbs you can get nowadays. I had bought the one that is frosted, not even really realizing it. The birds were fine that evening when I checked and the next morning I added a few more that had died or hatched late. All chicks were fine once more. That evening after work I went out to check them. I slid the door back and couldn't believe my eyes. Every chick was lying on its back with its legs straight up in the air. Now most of you know that it is not usual for chicks to die in this position. I couldn't fathom what must have happened! My first idea was that the chicks had been "gased" or "poisoned" in some manner. That night, my wife got on-line and searched for some answers. She found them. On a few blogs, people were cautioning that using the frosted bulbs in enclosed environments will kill chicks due to toxic fumes produced by the small amounts of teflon included in the frosting on the light bulb. Some were even saying that they had birds die in larger coops during the winter. All the symptoms and information matched my situation. So, I took the bulb back to the store. I told them they needed to inform the producer, General Electric, that a warning label should be included. I am sure nothing will happen because I doubt that General Electric cares about dead chicks, but I wanted to pass this word of caution on to you. Not only it is costly and disappointing, it is a lot of time down the drain when you consider the time it takes to AI coochins. Incidentally, my wife decided that was all the teflon deaths that would be occurring at our house. She threw all the teflon coated pans away and bought new ones that aren't coated with it. Can't be too careful!

I have attended two shows this spring. At the Gateway poultry show, there were about 60 Cochin bantams shown along with 4 large fowl. Of the 60 bantams, there were nine varieties which made a nice array for everyone to look at. There were about 40 Cochin bantams at the Dayton Fancy Feather show in Greenville, OH. Again, the quality was great and competition keen. The same weekend in Indiana, a new member, Grant Carrico, showed a black Cochin bantam he had purchased from me. He showed it for the first time and won champion of junior show! It was quite a large show, too. He called me while I was in Ohio at the show, and I could tell he was so proud. That is what makes helping beginners so enjoyable. He quickly joined the club and is looking forward to showing in future shows. Way to go, Grant and Tammy! I will be at Lucasville at the end of the month of May and hope to see lots of coochins there, too. My birds are still holding on to condition, so I hope they can do well at this late in the season show. I hope you all enjoy the time growing out your birds. That is the best time of chicken raising for me. I like to watch them grow out and mature. I am a culler, so if they don't meet my expectations, I don't feed them and I don't think I am helping anyone by giving them inferior birds to show. I have already culled a few Wyandotte's, but many remain. Remember to keep plenty of feed in front of the growing youngsters and keep the water clean and cool. I know I placed a meet at all the shows in the district. I will soon place meets for the Fall, and the Fall district meet will be at the Lucasville show the first weekend of October. That is in conjunction with the big APA show, and I am looking forward to a big turnout from all over. Hope to see you at the shows sometime soon, until then, God bless. ~~~Matt

Donna Lamb Northeast Regions CT, ME, MA, NH, NY, RI, VT, 208 Center St., Groveland, MA., 01834
Phone (978) 374-2481 E-mail lamb@psicorp.com

Hello NE District 1 – Yea – its spring, but we certainly can't complain about this winter; much more forgiving than last year. My buffs started to lay early and many are out. Unfortunately, my whites are not being as cooperative but I am hopeful to have a good hatch this year. I hope you are all having a great hatch season. I look forward to seeing your birds come the fall shows.

As you will recall from the last newsletter, at the 2011 CI NEI District Meet at Little Rhody Poultry Fanciers fall show in October, there was some prize money offered for varieties and Juniors but, unfortunately, none were shown at this particular show. Therefore, it was decided that any left-over prize money would be presented to the winners at the Northeastern Poultry Congress show in January.

These prizes went to: **Edison Cigany** best Jr. with a Mottled Cochin; Lg. Cochin to **Bill West** with a Buff K; and for AOV; **Linda Blackman** with a Mottled H and **Craig Hansen** with a Birchen P. Results of the show are listed below and photos can be found at the CI website.

I'd like to congratulate **Jamie Matts**, NY, for obtaining his ABA Certificate of Merit. Also, **Bill Sirrine** on his 2011 ABA Master Breeder award, with his white Cochins. The local shows certainly haven't been the same without his smiling face there though. Come visit us at the shows Bill, we miss you.

I'd like to welcome two new District 1 members: **Anthony DeCaro**, Ludlow, MA and **Beth Gaetano**, Bethany, CT. Beth won champion of the New England Bantam spring show with a black K – way to go Beth. The spring shows are mid-way through in New England. I attended the New England Bantam show last weekend as well as the Northeast Poultry Congress in January and have included the results below:

New England Bantam club 5/6/12 (20 Cochins). B: BB was **Beth Gaetano** with a Black K, and RB to Dog River Bantams (**Mark Podgwaite and Lisa Clark**) with a beautiful white hen. Jr. BB to **Chris Miranda** with a nice black H and RB to a Lg Black H by **J. Fones**.

Northeast Poultry Congress: 1/13/12 (143 Cochins). B: BB was **Tom Roebuck's** black K, who also went on to win Champion Feather leg, and RB to his black H. Lg.: **Bill West's** handsome buff K, went on to win best Asiatic and RB to a white H by **Tom Roebuck**. Tom also took Best Display of Cochins with some very nice black bantams. Jr. BB and RB to **Chris Miranda** with 2 nice black C's. Congratulations to all the winners.

If you have not mailed your 2012 dues, please send to Matt McCammon, 2890 S 275 W, Bloomfield, IN 47424. Membership runs from January 1 to December 31 of each year. Regular individual membership and family membership dues are \$15.00, junior membership (under age 18) is \$7.50.

I will be placing the fall CI meets and I'm unsure where to place this year's NE1 District Meet –I try to rotate the states so last year was RI and 2010 was NY. Please let me know if you have a show in mind that would attract a good turnout. I'll be sending letters with more information and soliciting for award contributions for this district meet when established.

If anyone has Cochin news or show results that you'd like to see in this article, just drop me a line and I'll make sure to add it to future articles. As always, feel free to contact me with any comments and questions: lamb@psicorp.com – 978-374-2481. Looking forward to seeing you at upcoming shows. – Donna Lamb NE1

Bernita Miller Southwest Regions AR, CO, KS, LA, MO, NM, OK, TX, 300 N. Franklin, Windsor, MO., 65360 Phone (660) 647-2474 E-mail bmiller@iland.net

The Missouri State Poultry Assoc. held it 30th annual spring show April 21, 2012 at Sedalia, Mo. We hosted the Cochin Western National show. Had a great turn out. Over 200 Cochins Bantams & large fowl plus the juniors.

The overall grand champion of the cochin show was a bantam black hen. Ken & Bernita Miller, Windsor, Mo. The overall res grand champ was a large fowl black hen, Gerald & Barb Church, Clarks, Ne... There were several varieties of cochins, very nice birds, there was 26 black bantam in the open and 18 in the junior show. There was whites, buffs, mottles, silver laced, ,partridge, birchen, barred, Columbian, buff Columbian, golden laced, blue mottled, blue laced red, silver penciled, spangled, miller fleur, blue splash, and frizzles, white, black, & reds. In the large fowl cochins there were 48, black, black frizzles, buff, white blue , partridge, golden lace silver lace and one new variety of calico, beautiful bird , very nice quality, nice round bird , different color. Good job Gerald Church. I want to thank everyone for a coming to Missouri and help making it a great

show. Linda Tobia had a very nice table and did the silent auction, turned out great. Very nice ribbons and took pictures of the birds, which should be on the Cochon website soon. Thank you Linda for all you help. There have been several other shows in my district, good numbers for birds and the birds seem to be in excellent condition. . There are still several more show this spring and then we start the State fairs and on to the fall shows.

With the gas prices dropping now, hope all can go to more shows. If you have any questions or need a meet for the Southwest District, please contact me, I will be glad to help you. Also Please don't forget our Junior's, help them when you can. Hope to see you all at the show. **SOUTHWEST REGION.**

Bernita Miller Southwest Director

Roland Doerr West Central Regions IA, MN, MT, NE, ND, SD, WY, 12666 Brickyard Rd., Shakopee, MN., 55309 Phone (952) 445-9748

How time goes by... only one more show and our spring season is over. Went to Sedalia, Mo. for the 2012 Western National hosted by Bernita Miller. They had a wonderful showing of many Cochon varieties not often seen. Linda Tobia, our President, had a wonderful display and did her normal "Super" job promoting "CI". On April 28, was the show at Scribner, NE. This is one of the lite shows in the Midwest. Even though this is a newer show, Cochons are numerous and of very high quality. The Ness and Church families do a great job with this show.

On May 5 & 6 the APA Semi Annual Show was held at Avoca, Iowa (about 50 miles west on Omaha, NE). Art Reiber and his daughter Diana Dabir are the backbone of this show and do a very good job. Especially promoting the junior show and great junior activities. The Cochon show numbers were not up to par but the quality was good considering the time of year. Next on my agenda is the new Wisconsin spring show June 5 at Galesville. Hope all have had a great hatching season and have lots of winners on their way to the fall shows. Roland Doerr, District Director

John Burgess International Regions Africa, Asia, Europe, Australia, Central America, South America, 10738 Harley Rd., Mason Neck, VA. 22079 Phone (703) 339-5359 E-mail jdburgess@verizon.net

This is an article from the Australian National Pekin Club Inc. newsletter with **David Platt's** permission.

Question by a club member: **Q Member states:** It was mentioned in a previous e-mail about fertility problem. I have used a pesticide FRONTLINE on my birds in May and August just a small squirt on their neck. All season my eggs have been infertile. I was told by someone that was the product to use and because they had been breeding Pekins for quite some time took their advice. Last year I bought a cockerel off this person and gave it a shot of frontline and no chickens from him last year either. I used a good trio no frontline and hatched lots with natural mating last year.

Q Will the birds come good or what do you think? I was talking to another fellow and he said there is no proof it effects fertility and this was in February. That is why I used it. Never again!!!! I will keep trying the eggs, that's all I can do.

A **There is much talk about using newer chemicals on Poultry:** Many breeders were finding that several chemical products that had been previously designed for Poultry were becoming ineffective and giving no results in eradicating parasites on poultry on a long term basis, (Pestene powder being one). This is one of the reasons that people had stepped up to using chemicals that were for larger animals such as dogs and horses, often without testing what the consequences maybe. From many experiences of popular breeders it has been deduced that many of the stronger "other animals" chemicals used, DO have the potential of reducing and in

some cases 100% affecting, fertility in the breeding season. To name a few, Swift, Ivomec, Frontline and Cydectin. Any chemical that is labeled to have a residual value and goes into the bloodstream of an animal or bird will of course have a residual effect, so in essence if you are intending to use any chemical that has not been tried and proven, then allow treatment to be done at least 4 months before you need to breed with them. Then obviously treat again after you have hatched chickens. From experience any affected birds normally return to fertility levels at least 3-4 months after the last treatment.

Tim Johnson Pacific Regions AK, AZ, CA, HI, ID, NV, OR, UT, WA, P.O. Box , Denair, CA 95316
Phone (209)874-4248 Email tim-johnsonfarms@hotmail.com No Report

Paul Homer Canada Region RR 4, Fergus, Ontario N1M-2W5 Phone (519)853-3459
E-mail jeanpaulfowl@gmail.com No Report

NEWSLETTER EDITOR: Linda Tobia 11826 Moyer, Webberville, MI. 48892 Phone (517)468-3429
Email ltobia@tds.net

MEMBERSHIP CHAIR: Matt Mccammon 2890 S 275 W, Bloomfield, IN 47424
Phone (812)384-3777 Email mcchick88@gmail.com

DIRECTORY & WEBSITE: Gail Carlson 7080 West 55th Avenue, Arvada, CO. 80002
Phone (303)431-5254 Email HappyHens1@hotmail.com

MASTER BREEDER POINTS: Wade Davis 415 Down Lane, Alexandria, LA. 71300
E-mail WadeHDavis@aol.com

CI Special Meet – Master Breeder Program & Membership Fees

We have a well-established Master Breeder Program, whereby members earn points based on the number of Cochins exhibited at shows which host Cochins International meets. There are currently two Master Breeders point total recognition levels. Upon achieving 100 points in any given variety a Cochin Breeder receives a Certificate of Achievement. Master Breeder status is earned upon reaching 500 points in a variety and a plaque is awarded to recognize this achievement.

Points are accumulated as follows:

Master Breeder upon achieving 500 points in no less than five (5) years.

One point is earned for every five Cochins exhibited for Best and Reserve of Variety.

One point is earned for every five Cochins exhibited for Best and Reserve of Breed.

One point is earned for every five Cochins exhibited for Overall Champion (FL and Bantams).

There must be at least five Large Fowl and five Bantam Cochins in competition.

The points are awarded for the highest win an individual bird earns in its class.

A Certificate of Merit will be awarded for the first One Hundred points in any variety.

Master Breeder status is earned upon reaching 500 points in a variety and a plaque is awarded to recognize this achievement.

Membership runs from **January 1 to December 31** of each year. Regular individual membership and family membership dues are \$15.00, junior membership (under age 18) is \$7.50, however, Junior members **do not** earn Master Breeder points. If a junior wishes to earn points then he/she **must** purchase a regular individual membership and compete in an open show. We hope you will consider joining Cochins International today by printing and filling out the linked form below. Dues payments can be made by check (Made out to Cochins International) and sent to our membership director, as indicated on the form. Visit www.cochinsint.com to download a membership application!

Thoughts about my poultry experiences by Craig Hanson.

The only limiting factors of how large your flock will become will be your spouse, local ordinances, coop(facilities) and finances.

I have come to the conclusion that an inexpensive incubator handled incorrectly will kill many chicks in the shell and frustrates everyone. My advice on inexpensive incubators is to make small adjustments and check again in 2 hrs. and to place them in an area with as little temp variation as possible. I have 2 inexpensive incubators that hatched out well for me but required regular monitoring and adjustments. I now have 2 digitally preset Hovabator Genesis units that make them load and forget for 18 days. Then I turn off the egg turner. Chicks make lots of dust that coats everything in the same room. I really try to keep them out of the house. If you ever want to show and do well buy from a breeder who has had success hatching and showing his own birds. I see too many 4H kids do an excellent job caring for their birds but never have a chance because the birds are genetically inferior for show purposes. Hatching eggs that are shipped are generally not a good way to get a good hatch rate. There is heat, cold, rough handling, all combining to decrease your chance of a high percentage of eggs shipped ever hatching. Please do not blame the sender because in most cases the damage to the eggs were outside their control.

Showing exhibition birds is a fun hobby but not for everyone. Only a small percentage of birds hatched are good enough to do well in a show. Certain varieties/breeds win more often than some other breeds. Decide if you want to win or just enjoy the experience. It can become expensive but it was a great way for my daughter and me to do something together that we both enjoyed. Her skill at picking which birds I should take is still much better than mine.

Some birds seem to die for no apparent reason. Birds taken to a show and newly purchased birds should be quarantined before introducing them to the flock. When hatching extra birds know what you will do with your culls. Swap meets, butcher, give away, craigslist? No matter what take good care of them.

Do not overcrowd birds. This causes all sorts of problems.

Clean pens regularly and keep plenty of water available year round. Mites are a pest that requires regular checking of your flock.

Bantam eggs are smaller just as good to eat and cook with as Large Fowl eggs. Chickens do not need a feed with a protein level higher than 18% and many do very well on 16%. Chickens love scratch feed but I limit the amount they get to insure proper overall nutrition. I do not expect chicken wire to stop a determined predator. I find 1/2 " hardware cloth gives peace of mind. A top on the run keeps hawks and owls out.

That the least practical birds may also bring the most enjoyment.

Also that no matter how old I get the feelings I have from watching eggs hatch and then develop is quite fulfilling.

You meet the nicest people at poultry shows with an occasional @ 55 that you should just ignore like everyone else. MMMMMMMMMMMMMMM

It is SO much more fun to beat a bad loser than one of your friends.

Predators caught in my coop do not get released to harm other people's livestock.

Sick birds MUST be separated and quarantined from the flock until healthy or culled to protect the flock.

Listen to people who have done it. What is in a book may or may not work for you. There is a difference between what they have done and what they think.

Always consider the source. Craig

www.CochinsInt.com

by Gail Carlson

Our Cochins International Website is now averaging over 1200 visitors per month! If you haven't stopped by recently, please take a few minutes and check out all the new features.

On the News page, we keep you current with all the latest Club news in between the Newsletters. Upcoming Special, District and Regional Meets are posted on our Show Calendar. Show Photos and Results have their own page. And our newest addition is our Youth Notes page – featuring our Junior Exhibitors.

The Forum tab will take you over to join in the live conversations on ShowBirdBid. Feel free to ask questions – there are plenty of knowledgeable and experienced breeders, exhibitors and judges to assist you. And please, don't be shy about paying forward your own personal experiences and knowledge to help someone else. Do you know that you can now post a picture gallery on ShowBirdBid?

Don't forget that we offer free courtesy links for all members that have their own website. Just contact me with your information and I'll get it set up for you. And of course we appreciate it when you can reciprocate with a link to the Club website on your site.

This is YOUR website, so please don't hesitate to send me any news, upcoming show dates, and meet results and photos. And we are always looking for more photos of good specimens of some of our lesser-seen Varieties – both Bantam and Large Fowl – especially LF. I also welcome any suggestions for improvements to the website, as well as ideas for new features. I would also entertain ideas and photos for a new page on Cochin housing – coops, runs, breeding cages, brooders, etc.

I didn't know whether to laugh or cry when I read the April Poultry Press and saw that Matt referred to me as a Jack-of-All-Trades!! But I will take it as a compliment and say Thank-you! But what is important for everyone to know is that Cochins International is everyone's Club, whether you own Bantams or LF, whether you show or not, and whether you are a Junior or a Junior-at-Heart.

We are always open to suggestions for the Club, our Meets, and our Website. There are links on the website to all your Officers and District Directors - all who love to talk Cochin! Volunteering for an hour or two at a show is a great way to meet other Club members and get involved in your Club activities. So when you see the Cochin Club table at a show near you, be sure and stop by and say Hi! We look forward to seeing you!

WELCOME

*Cochins International is pleased to welcome **WADE DAVIS** as our new Master Breeder Points chairman. Wade lives in Alexandria, Louisiana, where he recently retired from the District Attorney's office. He has raised Cochins off and on since the age of 14 and now raises only white bantam Cochins. He plans to resume showing full time this year, so when you see him in the show halls be sure and say HELLO!!*

WELCOME WADE!!!

THANK YOU

I would like to thank Shari McCollough, for the time and dedication she donated to our Club. Shari was our Master Breeder Points Chairperson. We wish you the best, and we will see you in the show halls. Linda

JUNIOR

**WE CONGRATULATE OUR JUNIOR EXHIBITORS!
THEY ARE THE FUTURE OF OUR FANCY**



Audrey Anders



Malory Davis



Kendra Coonrad



Danny Mikel-Royce



Alexander Scales

Junior Exhibitor Audrey Anders won Champion Asiatic in the Junior Show at the Missouri State Poultry Association Show April 21st, 2012. Audrey, pictured here with her winning Buff Cochin Hen, is 9 years of age. The MSPA show was the host this year to the Cochins International Western National Meet.

Junior Exhibitor Malory Davis won at the West Central Ohio Poultry Club show held March 3rd & 4th, 2012, in Wapakoneta, OH. Malory was Youth Champion with her Black Pullet, which won BB.

Junior Exhibitor Kendra Coonradt won at her local 4-H in March, 2012. Her rooster won Reserve in the Feather leg Class, and the pullet won Best in the Feather leg Class and Reserve Best in Show. Kendra also won Best in Class in the Junior Division with the pullet at the Lake City Sunshine Classic in January, 2012.

Junior Exhibitor Danny Mikel-Royce showed his LF Black Cochin hen at the Four Corners Poultry Association Show, held in Farmington, NM in November, 2011. Danny's hen won BV, BB, Champion Asiatic, and then went on to win the Overall Champion Large Fowl in the Junior Show.

Junior Exhibitor Alexander Scales won at the CI 2011 Western National held at the Eastern Iowa Poultry Assn. Show in November, 2011, 'Xander' won BB BV with a Black Pullet, and RB RV with a Black Cockerel.



Name: Edison Cigany

Age: 11 years old

District: North Central

Varieties: Black mottled, blue mottled, splash, blue and black, frizzles

Other breeds: Silkies

I have been raising bantam cochins for three years. I started with mottleds and added splash last fall and blacks this year. I have shown them in 4-H and at Open poultry shows in Junior divisions. My favorite show is The Ohio National because it's my home state and there are so many birds, it's lots of fun. This

picture was taken at Crossroads. That show was huge- there were 10,000 birds there! My hen Candy, a 1 year old black mottled hen was a champion.

My favorite varieties are black mottled and blue mottled but I really like frizzles too. I recommend cochins to other kids because they are calm, nice and easy to handle. They make great birds for showmanship.

This picture of me and Linda Tobia was taken at Michigan Fowl Fest this April. My birds won many RV's and BV's. It was a really cold day, but it was still lots of fun.





What **Alexander** likes about cochins:

When I asked him what was it about cochins he liked he answered that he likes chickens with soft feathers. He also said he liked helping take care of the chickens and gathering the eggs. He likes holding his birds but chicks are much easier to hold so he likes them a lot also.

When asked about going to shows with Grandpa he responded that he liked that he might win a ribbon, trophy or money.

Grandpa is Craig Hansen.

WESTERN NATIONAL SHOW


Cochins International Western National show was held in Sedalia, MO. on April 21. We had a good turnout of members and birds. The show hall was big and we had plenty of room and the walk ways were wide. Bernita Miller did a great job of providing us with what we needed. THANKS Bernita!! There were 112 Bantams and 46 Large Fowl in a ray of varieties. When you walked in the show room, the Cochins were right there and what a good looking variety of Cochins. Congrats to Ken and Bernita Miller, winning Champion Feather leg with a Black Bantam Hen and Congrats to Robert Rhodes, winning Res Champion Feather leg with a Black Bantam Kockerel. Congrats to Gerald and Barb Church winning Champion with a Large Fowl Black Hen and Res Champion with a LF Partridge Hen. The judges were Tim Bowles who judged the Bantams and Gary Overton who judge the Large Fowl. THANKS Tim and Gary!!

I had a table set up with CI T-SHIRTS and PATCHES. I had a raffle basket of chicken items and a 50/50 raffle going. We also had a silent auction of COCHINS. Gerald and Barb Church donated a trio of Black LF Cochins, Roland Doerr donated a pair of LF Silver Laced Cochins and Linda Tobia donated a pair of very young Black LF Cochins. The silent auction was a big success. The Church's beautiful trio of Black's sold for \$230.00, AWESOME!!! Altogether the Club took in on the auction \$315.00. I would like to thank the Church's, Roland and Linda for their donations. I also would like to thank the CLUB MEMBERS for helping to supporting the CLUB with their bids. It was great to see everyone again. I do enjoy talking with each and every one of you. Linda



ANNAMAY CARLSON resting after a busy day


*Winning photos from the Western National, held in Sedalia MO.,
on April 21, 2012, by the Missouri Poultry Assoc.*



*Champion,
LF Black Hen
by Gerald & Barb Church*



*Reserve Champion
LF Partridge Hen
by Gerald & Barb Church*



*Best of Variety,
LF Barred Hen
by Roland Doerr*



*Reserve of Variety,
LF Barred Pullet,
by Linda Tobia*



*Best of Variety, LF
Black Cockerel by
Gerald & Barb Church*



*Reserve of Variety,
LF Black Hen, by
Gerald & Barb Church*



*Best of Variety,
LF Blue Hen by
Roland Doerr*



*Best of Variety
LF Buff Pullet by
Gerald & Barb Church*



*Reserve of Variety,
LF Buff Pullet, by
Gerald & Barb Church*



*Best of Variety, LF
Golden Lace Pullet
by Roland Doerr*



*Best of Variety,
LF Partridge Hen, by
Gerald & Barb Church*



*Reserve of Variety,
LF Partridge Pullet
by Roland Doerr*

Camera Shy!!



*Best of Variety, LF
Silver Laced Pullet,
by Roland Doerr*



*Best of Variety,
LF White Hen,
by Roland Doerr*

Camera Shy!!



*Best of Variety, LF
Black Fizzle Pullet,
by Jason Karwoski*

Camera Shy!!!



*Reserve of Variety, LF
Black Fizzle Hen, by
Jason Karwoski*

Camera Shy!!!



*Best of Variety,
LF Calico C, by
Gerald & Barb Church*



Best Display of Cochins - Black Large Fowl - Gerald & Barb Church





**Champion Featherleg
Black Hen (Btm)**
by Ken & Bernita Miller



**Reserve Champion
Featherleg, Black C,**
by Robert Rhodes



**Best of Variety,
Barred Hen (Btm)**
by Linda Tobia



**Reserve of Variety,
Barred (Btm),** by Ken
& Bernita Miller



**Best of Variety,
Birchen Pullet (Btm),**
by Nancy Compton

Camera Shy!!!



**Reserve of Variety,
Birchen Pullet (Btm),**
by Annamay Carlson



**Best of Variety,
Black Hen (Btm),** by
Ken & Bernita Miller



**Reserve of Variety,
Black Cockerel (Btm),**
by Robert Rhodes



**Best of Variety, Blue
Hen (Btm),** by
Annamay Carlson



**Reserve of Variety,
Blue Hen (Btm),** by
Mandy Malin



**Best of Variety, Blue
Mottled Pullet (Btm),**
by Mandy Malin



**Reserve of Variety,
Blue Mottled K (Btm)**
by Mandy Malin



**Best of Variety,
Buff Hen (Btm),**
by Annamay Carlson

Camera Shy!!



**Reserve of Variety,
Buff P (Btm),** by
Gerald & Barb
Church



**Best of Variety, Buff
Columbian K (Btm),**
by Craig Hansen



**Reserve of Variety,
Buff Columbian H,**
by Craig Hansen



**Best of Variety,
Columbian K (Btm),**
by Craig Hansen



**Reserve of Variety,
Columbian P (Btm),**
by Craig Hansen



**Best of Variety,
Golden Laced K,**
by Mandy Malin



**Best of Variety,
Mille Fleur C (Btm),**
by Annamay Carlson

Camera Shy!!



**Reserve of Variety,
Mille Fleur C (Btm),**
by Annamay Carlson

Camera Shy!!



**Best of Variety,
Mottled Hen (Btm),** by
Annamay Carlson

Camera Shy!!!



*Reserve of Variety,
Mottled P (Btm), by
Gerald & Barb
Church*



*Best of Variety,
Partridge C (Btm),
by Craig Hansen*



*Reserve of Variety
Partridge P (Btm) by
Annamay Carlson*



*Best of Variety,
Red Hen (Btm), by
Annamay Carlson*



*Reserve of Variety,
Red C (Btm), by
Annamay Carlson*



*Best of Variety,
Silver Laced C (Btm),
by Annamay Carlson*



*Reserve of Variety,
Silver Laced H (Btm),
by Annamay Carlson*



*Best of Variety, Silver
Penciled Hen (Btm),
by Annamay Carlson*



*Reserve of Variety,
Silver Penciled Hen
by Annamay Carlson*



*Best of Variety,
Splash C (Btm),
by Mandy Malin*



*Reserve of Variety,
Splash Pullet (Btm),
by Mandy Malin*



*Best of Variety, White
P, by Brent Warner &
The Warner Family*



*Reserve of Variety,
White Hen (Btm), by
Pam Hamilton*



*Best of Variety,
White Frizzle C
(Btm), by Pam
Hamilton*



*Reserve of Variety,
Black Frizzle C (Btm),
by Pam Hamilton*



*Best of Variety, Blue
Laced K (Btm), by
Mandy Malin*

Camera Shy!!!



*Best of Variety,
Spangled K (Btm), by
Gerald & Barb
Church*

Youth Winners!!!

Camera Shy!!!



*Champion Junior Cochin,
Black Bantam Cockerel,
by Paige Collins*



*Reserve Junior Cochin
Black Bantam Pullet,
by Daniel Warner*

FACIAL PIGMENTATION & THE ASIATIC EXPRESSION WHERE HAVE THEY DISAPPEARED TO ?



Over the last few years there has been considerable attention brought to some and in many cases. many pekins on exhibition regarding the lack of pigment under the eye and encompassing the facial cheek area .Alan Featherstone has put forward a suggestion that this has occurred due to the lack of facial skin and moreover because the birds are being bred without focus on the "Asiatic expression" as described herein

The description via our Pekin Standards is as follows:

Both male and female Pekin should exhibit the "typical Asiatic Expression" as described in this chapter.


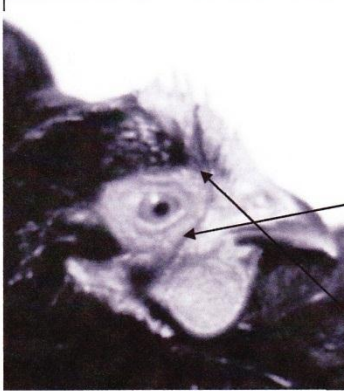
Often the expression "Asiatic Eye" is wrongly used when describing a particular trait relating to the head of the Pekin.

The correct term that should be used is "Asiatic expression" as it does not relate purely to the eye itself but moreover to the brow and surrounds of the eye. It also includes a fold of skin surrounding the underside of the eye.

The following extract is fairly detailed .but shortened for this article.,,,,,,

By Louis Paul Graham, 4815 Elm Street, Niles Centre, Illinois, USA as depicted in the American Bantam Association Journal, "showing the round, broad heads, overhanging brows, dewlaps and short sturdy beaks which are distinctly Asiatic characteristics. No pinched headed birds here. Two typical Asiatic features which should be developed in Pekin bantams namely: first, broad skulls overhanging the eyes, and second, the heavy dewlap at the throat. "

The amount of facial skin of the three birds to the left compared with the 2 below show a distinctly higher proportion of facial skin. On the birds on the left. The premise is that the adequate amount of skin on the facial area created the red pigment where the blood can flow to those areas,
Ample SKIN ON THE BROW
DEWLAP (skin) UNDER THE CHIN



Both these specimens have minimal amount of facial skin as compared with the three photos above AND barely any folds of skin under the eyes or above.

This article will be elaborated upon and discussed in following issues as no doubt it will create some interest.

The lack of facial skin as required for the Asiatic expression has produced birds with very little skin to "hold " pigment "at all and is an inheritable trait

Artificial Insemination for Poultry by Karl F. Rau

Permission was given to reprint this article.

Breeding Cochin Bantams can be accomplished through normal mating procedures (Natural pen mating) or through a process of Artificial Insemination. The vast majority of Cochin breeders today use A. I. Once learned its easy ...fast...and in most cases gives one 90+% fertility. I have been asked by many and often"how do you do it?" I have even been asked to demonstrate while standing in the show aisles! I will attempt to verbally demonstrate how I use A.I., there are other variations but this has worked for me for over 20 years. If you have further questions, please email me.

Before I begin, I feel it's necessary to explain some things that will "prohibit" successful A. I. if you don't heed these warnings you will probably not succeed.

1. Males must not be running with other birds at the time of A.I. Simply stated, they might have used up all their semen.... even if they are in an all male pen! We individually pen all our birds, both males and females... however, it's only necessary to keep the males separate. The size of the pen they are in isn't important... whether its 2' x 2' or 10' x 10'...

2. When catching the male for A. I. it is important that he is not "chased" around the pen or cage.... if he becomes frightened, he probably will not produce semen for you.... it only makes sense...right???

3. After catching the male, the process explained below must be performed within a minute or so (the quicker the better) ... if one waits too long you will probably fail to get semen.

4. If you fail to get any semen from the male... don't keep trying...put him back and try again later in the day or the next day.

5. Even if you do all the right things... success sometimes comes only after 3 - 4 attempts (on different days). I have owned males that never did give any semen, but this is rare. Only 1 in 50 will not produce for you.

6. If you follow the procedure below and his "male parts" do not protrude with your first attempt...quit and try again later.

7. When I started breeding cochins long ago... the first time I tried I failed miserably.... should I tell you I almost cried! But before long I began to see success...keep at it and you will to.

The Procedure

I developed this technique so that I did not have to rely on a helper. Also I am right handed.

I catch the male and sit in my chair. I place his legs between my knees ... this might seem difficult at first, but once mastered it becomes easy. The male's head is facing to my left.tail to the right. with my left hand I place my palm on his back and with one fairly quick motion rub (squeeze) his back in a motion towards his tail area... this is to stimulate him. When you do this ... he will (hopefully) invert (push out) his "male parts". They are pink in color and perhaps 3/8 - 1/2" in length. Very quickly with your right thumb and first finger... squeeze /milk his male parts ... it is not necessary to squeeze hard...start close to his body and squeeze towards the right ... if you are successful and "he likes you"...ha ha... then you will see 2-4 drops of white semen previously (before starting) I had attached a white plastic sthiny (disposable ones purchased at any store) to a table's edge using a spring clamp purchased at a hardware store. Your chair should have been positioned so that when the drops of semen become visible...you are holding the male close enough to the sthiny so that they drip into the sthiny. Once the semen is in the sthiny...return the male to his pen.

Get the female.... sit in your chair... hold the female upside down between your legs (her head down/ tail up... your knees on either side of her wings). While holding her with your knees, get the sthiny with the semen and drip the semen into her vent... you will notice that when she feels contact with the semen... her muscles will appear to pull the semen into her body. I usually hold her upside down for 20-30 seconds, then put her back into her pen... that's it...you are done!

I have been told to use tuberculin syringes and other means for collecting the semen... I have found the sthingys to be cheap and easy to get and best of all they work!

There are varied schools of thought as to how often should one inseminate... the books say semen is good for 10 days inside the female.. I, however, dispute that. I breed each female every other day and find that if I go to every 3rd day the fertility lessens.

So that's it!!!! Happy breeding!!!!!!!

USDA STUDY SHOWS: EGGS HAVE LESS CHOLESTEROL MORE VITAMIN D INCREDIBLE!!



The United States Department of Agriculture (USDA) announced that cholesterol levels in eggs are lower than previously thought. After reviewing the nutrient composition of standard large eggs, the USDA results show the average amount of cholesterol in one large egg is 185 mg, 14% lower than previously recorded. Consuming an egg a day fits easily within dietary guidance, which recommends limiting cholesterol consumption to 300 mg per day.

The USDA analysis also revealed that a single large egg now contains 64% more Vitamin D than last reported in 2002. Eggs are one of the few foods that are a naturally good source of Vitamin D, which plays an important role in calcium absorption, helping to form and maintain strong bones.

The amount of protein in one large egg remains the same – 6 grams of protein or 13% of the recommended daily value. And at 70 calories per egg and just 15 cents a serving eggs are nutrient-dense, affordable and the perfect choice for breakfast.

MICROWAVE COFFEE CUP SCRAMBLE

What you need: 2 EGGS 2 TBSP. MILK
 2 TBSP. SHREDDED CHEDDER CHEESE
 SALT & PEPPER

HERE IS HOW: COAT 12-OZ. MIRCOWAVE-SAFE COFFEE MUG WITH COOKING SPRAY.
 ADD EGGS AND MILK; BEAT UNTIL BLENDED.

MIRCROWAVE ON HIGH 45 SECONDS; STIR.

MIRCROWAVE UNTIL EGGS ARE ALMOST SET.

30 TO 45 SECONDS LONGER. TOP WITH CHEESE; SEASON WITH SALT AND PEPPER.

If you have a favorite family recipe you would like to share, please submit it to the Editor and maybe it will be in the next issue of CI.

BLUEBERRY MUFFINS

<i>1 ½ cups all-purpose Flour</i>	<i>1 Tbsp. Baking Powder</i>
<i>½ tsp. Salt</i>	<i>¼ cup Sugar</i>
<i>4 tbsp. (1/2 stick) unsalted Butter, melted</i>	<i>1 large Egg, beaten</i>
<i>¾ cup plus 2 tbsp. Milk</i>	<i>1 cup Blueberries</i>

Preheat oven to 400. Line a muffin pan with 10 paper muffin cups or spray with nonstick cooking spray. Sift the flour, baking powder and salt into a large bowl. Stir in the sugar. In a separate bowl, whisk together the melted butter, egg and milk. Pour the wet ingredients over the dry ingredients and whisk until just blended (mixture should be slightly lumpy).

Add blueberries to bowl and stir them in just enough to combine.

Divide the batter evenly among the prepared muffin cups. Bake the muffins until golden, 19-24 minutes.

Remove the muffins from the pan and transfer to a wire rack to cool. Muffins are best served warm.

Submitted by Linda Tobia

CLUB T-SHIRTS AND PATCHES FOR SALE!

We have plenty of T-SHIRTS AND PATCHES!! The T-Shirts are \$20.00 each and shipping is \$5.00. Patches are \$5.00 each and they come with either White, Black, Blue, Buff and Brown Cochins on them. We have a good supply of each.

To order make a check to COCHINS INTERNATIONAL and send it to Linda Tobia, 11826 Moyer Rd, Webberville, MI. 48892

HEAR YE HEAR YE !!!



This is election year. *If you are interested in running for any Officer or Directors procession, please send a bio of yourself to Linda Tobia, ltobia@tds.net or 11826 Moyer Rd, Webberville, MI. 48892 by JUNE 30th.*

Ad Thank You!!

I would like to thank those of you who placed an ad in the CI newsletter. This will help defray the cost of the newsletter. The Editor

Newsletter Advertising:

<i>1/4 page...</i>	<i>\$15.00.....</i>	<i>Ad runs all year.</i>
<i>1/8 page</i>	<i>\$10.00...</i>	<i>Ad runs all year.</i>

Send checks (made out to Cochins International) along with your ad to Linda Tobia. Business cards will work, but original photos work the best. Any type of graphic is acceptable as well. I can help with the design, if necessary. The photos are better if they are close-up and clear.

Advertising does pay!!

Or at least it will offset your feed bill!!

Jay & Kim Yobst ***(724)553-0610***



*Black, Blue, White, Brown Red, Frizzle
Cochin Bantams*

Feather Acre Poultry



Linda Tobia

*Large Cochins in Blue, Black & Barred
11826 Moyer Rd., Webberville MI. 48892
(517)468-3429 ltobia@tds.net*





Speckled Hen Farm

*Many colors & patterns of
bantam cochins*

*Annamay Carlson & John Burns
Harrisonville, MO
(816)884-3070*

Champions from coast to coast!!



***Standard Cochins Black, Buff,
White, Partridge, Blue, Silver Laced,
Barred, & Golden Laced***

***Roland Doerr
Shakopee, MN. 55379
(952)445-9748***

Standard Cochins in Black, White,
Buff & Partridge
Bantam Cochins in Black, White, Buff,
Barred & Partridge



Gerald & Barb Church
(308)548-2366

jandbpoultry@clarks.net

Robert H. (Bob) Rhodes

**APA – Grand Master Exhibitors
ABA – Grand Breeder
Natural Breeding
Black Bantam Cochins**

FUNKY FEATHERS FANCY POULTRY FARM



Richard & Stephanie Kendall
1511 Crocheron Road
Bishops Head, MD 21672
410-397-8573

www.funkyfeathers.com

tolbunt5@yahoo.com

NATIONAL SHOWS

2013 S E

2013 PACIFIC

2014 CANADA

2014 W C

EASTERN NATIONAL SHOW

*Cochins International, Eastern National, will be held by the **Maryland State Poultry Fanciers Association**, November 3rd and 4th, 2012. Coop - in available Friday November 2nd after 4:00P.M*

MSPFA offers the following for the National:

Single decked cages for Cochins, (as space permits). MSPFA has added another building for the show this year so they feel they will have adequate room to single deck the Cochins.

Choice of judges.

Cochins will be judged first.

Cash Awards (amount to be determined, most likely \$50.00 or \$100.00), to be awarded as CI sees fit.

Maryland does require both Pollorum Typhoid and Avian Influenza testing. The AI testing has to be done within 30 days of the show or proof of participation in your state's AL Clean Program can be provided by the exhibitor and MSPFA will accept that

So mark your calendars for November 3rd and 4th for this show.

PACIFIC WESTERN NATIONAL SHOW

The Pacific Western National will be held on January 26 & 27, 2013, in Stockton, CA. So mark your calendars and start raising those winning Cochins for the show.

There will be more details in the next newsletter about this show and check the website as well.

We are looking for Clubs to host 2013 and 2014 Nationals. If your, local Club would like to host one of our Nationals, please contact me, Linda Tobia as soon as possible so we can get the placement process underway. It might sound early, but, it will be here before you know it.

Splash Variety

Hello everyone! I hope the nice weather is finding everyone and their flocks well. In Indiana, the weather has been fluctuating up and down; but I cannot complain one bit!

I have been breeding splash bantam cochins for awhile now, and it recently has caught my attention that several more folks have been breeding and exhibiting them as well with the same dedication and enthusiasm.

Through conversation about the desire for official recognition, a few of us decided to devote ourselves to the effort to see if we could propose the variety to the ABA and possibly the APA for official recognition.

If you would like to join in the effort, contact me at jmbowles@comcast.net and/or join the Facebook page that has been dedicated to the effort:

“Splash Bantam Cochin Breeders” <https://www.facebook.com/groups/199819770140372/>

Everyone’s help towards the goal is more than welcomed and appreciated. Cochin International is an awesome club and between us all, I know this can be a reality. Like an old proverb states, “It takes a village to raise a child”!

Jenny Bowles

NEW MEMBER WELCOME

I would like to welcome the following new members to Cochins International.

Alexandra Magilke	SD	April Woodman	NH
Anthony Decaro	MA	Warner Family	MO
Bruce Robinson	NY	James Albers	IL
Casey Gentry	KY	Glen Finch	CA
Jennifer Love	ME	Hayden Kincaid	OH
Kyle and Emily Wilkinson	IA	Attylissa Bailey	IA
Kyle Godwin	FL	Rebecca Newhall	ND
Linda Grigsby	KY	John and Michelle Ulvin	MN
Mike House	NC	Terri and Shari Stoffer	OH
Mountain Creek Farm	AL	Dog River Bantams	VT
Phil Shank	IA	Alexander Scales	FL
Terry Staugler	OH	Dillon Bruner	OH
Wade Davis	LA	Heidi Keyser Ian Cernitz	OR
Heidi Jankowski	CA	Johnathon Fones	NH
Bob Hawes	ME	Michelle Adkins	WV
Grant Carrico	IN	Gaelano Family Farm, LLC	CT
Thyssen Brown	WV	Nick Lucas	OK
Bobo Athes	Romania	H. A. J. Ardjan Warnshuis	Germany
Andrea Sorenson	MI	Linda Blackman	ME
Stephanie Kendall	MD	Emma Strouse	MI
Kaitlyn Morse	MO	Kaitlyn Bean	IA
Carroll Moreland	AR		