



Cochins International



Volume 12, No. 1, Summer 2004

Established 1992

Editor: Tom Roebuck Jr.

2004 Nationals Placed

Our National Meets for 2004 have been placed by your directors at the following shows.

Eastern National
September 25th, 2004
Colwyn Championship Showcase
Fergus, Ontario Canada

Colwyn Showcase is offering \$600.00 in cash, ribbons and trophies. Single decked cages for show and Cochins will be judged first. Contact Paul Homer (519) 843-3459 for a premium list or write him at: RR#4, Fergus, Ontario N1M-2W5.


Western National
Pacific Northwest Poultry Association
(PNPA) Show
October 23rd and 24th, 2004
Linn County Fairgrounds, Albany, Oregon

The PNPA is offering over \$225.00 for Cochins and the Cochins will be single decked with the Cochin classes judged first.


Further awards updates will be included in the September Poultry Press. Additional awards are encouraged and anyone wishing to donate money or awards to either of our Nationals can contact me at (805) 385-6552

or email me at
thomas.roebuck2@verizon.net.

Pacific District Cochins - Setting The Example



Champion Cochin Bantam and Champion Overall Cochin ~ Black Pullet, PPBA Show, Roseville, CA, January 2004, Bred and Owned by Bill McGee



Champion Cochin Bantam and Champion Overall Cochin ~ Black Cock, Greater California Show, Fresno, CA, February 2004, Bred and Owned by Mary Hoyt

For more Pacific District Cochins see Page 9.

PRESIDENT

Tom Roebuck Jr.
P.O. Box 1136
Port Hueneme, CA 93044
(805) 385-6552

E-mail: thomas.roebuck2@verizon.net



VICE PRESIDENT

Charles Anderson
581 Litchfield Turnpike
New Hartford, CT 06057
(860) 482-4359



SECRETARY-TREASURER

Dennis Wollard
1913 Beau Bassin Rd.
Carencro, LA 70520
(337) 896-5442

E-mail: wollard@louisiana.edu

DIRECTORS

Canada

Bernice MacLaren
1279 Stephens Bay Rd., RR#4
Bracebridge, ONT. P1L-1X2
(705) 645-8163
Email: macharp@vianet.ca

Region:

Canada

West Central

Mark Peterson
53638 108th St.
Amboy, MN 56010
(507) 674-3651
Email: markap@hickorytech.net

Region:

Iowa, Minnesota, Montana,
Nebraska, North Dakota,
South Dakota, Wyoming

Northeast 1

Jamie Matts
283 State Hwy 235
Harpursville, NY 13787
(607) 693-3433
E-mail: mattsjt@aol.com

Region:

Connecticut, Maine,
Massachusetts, New York,
Rhode Island, Vermont

Southeast

Tim Baldwin
465 12th Street NE
Cleveland, TN 37311
(423) 476-3087
E-mail: blkcochins@worldnet.att.net

Region:

Alabama, Georgia, Florida,
Mississippi, North Carolina,
South Carolina, Tennessee

Pacific

Bob Anderson
22390 SW 76th Ave.
Tualatin, OR 97062
(503) 638-4302
E-mail: rtanderson68@comcast.net

Region:

Alaska, Arizona, California,
Hawaii, Idaho, Nevada, Oregon,
Utah, Washington

North Central

Kim Aldrich
12948 Ring Rd.
St. Charles, MI 48655
(989) 865-6702
E-mail: kima53@cs.com

Region:

Illinois, Indiana, Kentucky,
Michigan, Ohio, Wisconsin

Northeast 2

Rich Barczewski
6827 Underwoods Corner Rd.
Smyrna, DE 19977
(302) 659-1211
E-mail: rbarczew@desu.edu

Region:

Delaware, Maryland,
New Jersey, Pennsylvania,
Virginia, West Virginia

Southwest

Bernita Miller
300 N. Franklin
Windsor, MO 65360
(660) 647-2474
E-mail: bmiller@iland.net

Region:

Arkansas, Colorado, Kansas,
Louisiana, Missouri,
New Mexico, Oklahoma, Texas

Editor/Directory/Points Chair

Tom Roebuck Jr.
P.O. Box 1136
Port Hueneme, CA 93044
(805) 385-6552
E-mail:
thomas.roebuck2@verizon.net

Membership Chair

Matt McCammon
Rt #2 Box 98M
Bloomfield, IN 47424
(812) 384-3777
E-mail: jacmac@bluemarble.net

Director at Large

Joe Mazur
Box 676
Enderby, BC V0E 1V0
(250) 838-2284

International Director

John Burgess
10738 Harley Rd.
Mason Neck, VA 22079-3908
(703) 339-5359
Email:
royalcochins@starpower.net

The Cochins International newsletter is published three (3) times per year.
Approximate printing dates are February 1st, June 1st, and October 1st.
Send all submissions to the editor at least two weeks prior to the printing date.

Club questions and concerns regarding policy should be addressed to the **PRESIDENT**.

Ballots and monetary concerns should be addressed to the **SECRETARY-TREASURER**.

All show placement requests should be sent by the show secretary to the appropriate **DISTRICT DIRECTOR**.

Material submitted for publication, show reports and "Master Breeder" points questions and/or concerns should be addressed to the **EDITOR and POINTS CHAIR**.

Breeders Directory questions and information should be sent to the **DIRECTORY CHAIR**.

Club Dues: \$15 Single and Family/\$7.50 Juniors (18 and under)

Membership runs from January 1st through December 31st of that year.

All inquiries regarding club membership and payment of dues should be addressed to the **MEMBERSHIP CHAIRMAN**.



CI Website Address: <http://cochinsinternational.cochinsrule.com/>



President's Notes:

Hello !

I have heard from a good number of you wondering what is going on with the newsletter and the club. Let me first assure you that the club is doing great and membership is strong. As is customary every year we have a significant number of members who either forget to renew their dues or decide that Cochins are just not for them and do not rejoin. I looked through some of the names on the list of members who didn't pay dues for 2004 and some of them are no doubt the cause of forgetfulness and being busy with every day activities in today's hustle bustle world. Please check your labels and if they are highlighted or state that your dues expire in December of 2003, then you need to send in your dues or this will be the last newsletter you receive. I hate having to type that sentence in every year, but it still remains relevant.

As for the newsletter, yes it is very late coming and I appreciate everyone's patience with me. I am a bit overwhelmed at the moment, with school and kids and summer and planning for what is looking like retirement and a new career next summer. I have certainly not forgotten the newsletter and it weighs on me every day that I don't have the opportunity to get to it, but rest assured that everything is tracking well and the club is going strong.

The fact that the club is going strong and the envy of some of the other breed clubs leads me into some very important news. We have a new director. John Burgess has volunteered to take over as our International Director. Bernice MacLaren and I talked it over and since John volunteered for the position and Bernice deals with our Canadian members we agreed that she would be listed as the director for Canada and John would handle the International position and work on making our club truly Cochins International. As of now he has opened several dialogues with various clubs in Great Britain and Australia with others on the way. We are working toward exchanging club memberships at first where we share the club newsletters and I hope to be able to publish an article or two from some of the other Cochin/Pekin clubs periodically. I myself am a member of the Dutch Cochin Club, but I can't read the newsletters. I am looking for a translator. John has sent me a couple of newsletters from our counterparts and you will find information for joining the UK Cochin (large fowl) Club as well as a picture of a nice Buff Cochin Bantam in this newsletter.

Our 2004 Nationals have been placed as you can see on the front cover. I hope to see as many of you as possible at these two shows. Thank you to the host clubs for submitting a bid and going the extra mile to host a breed club National. I will be putting together information for bids for 2005 which will be in a forthcoming article in the Poultry Press.

2005 brings with it a couple of "Official Business" items. This fall we will be sending out ballots for club elections for all Officer and Director positions. If you are interested in running for a position within the club, please let me know as soon as possible so that we can get the ballots put together in a timely manner. I know that the Pacific District will need a director as Bob Anderson has stepped down and Jay Smith is currently filling that position until elections are held. Additionally, if any of our you currently holding a position in the club do not want to run for another term, I need to know that as well, so I can beat the bushes for some volunteers. We certainly do not want

a District without a Director.

2005 also brings with it another edition of the club Breeders Directory. The next newsletter will have a sheet to fill out and mail back to me so that I can include your information in the directory. We will be taking ads for that publication as well to offset the cost a little and provide you all an opportunity to advertise at a minimal cost. All of that information will included in the next newsletter.

All of the 2004 National Awards were ordered and those of you that won plaques should have received them by now. I hope you enjoy them! Congratulations. I have a few certificates to do and then the whole lot will be mailed out and I will finally be caught up. I think August will be my month to catch up on club business. All of my kids will in Texas and I will be able to devote some extra time to the club. I will also be on a break from school so no homework or reading!!!!

There will also be some items up for membership voting on the ballot. One of these items is a price break for paying multiple years dues at once. I haven't got the exact figures broken out yet, but I hope to have numbers that will save you some money and also not be a deficit to the treasury.


I would like to thank Bob Carothers for thinking of me when he decided to narrow his Large Cochin breeding program down to only one color (Blacks). Bob called me in March and asked if I was interested in his flock of Large Buff Cochins which at the time consisted of some 60+ birds. As you all know, I am in no position to have any birds at all and so I gave my good friend Jamie Matts a call and said something like "boy have I got a deal for you!" To make a long story short, Jamie and I decided that we would go in 50/50 on about half of the flock of Buffs from Bob. Did I mention that they are Larry & Mark Peterson, Bill West and Brian Schaal bloodlines? So there are some good genes in there to work with. I am headed back to New York at the end of August for my 20 year High School Reunion and Jamie and I will be going through the youngsters that we purchased and hope to whittle the numbers down a bit to save on the feed bill! We may very well have a pair or two available later this fall. If you are looking for something specific for your breeding program, feel free to give me a holler. Bob kept great breeding records and Jamie and I wing banded each of the youngster according to their toe punches so we know exactly who is who. These are some of the best bloodlines in the country and we want to keep them going and over the next few years make them our own. We are excited about having these birds my/our goal is to increase the Large Buff numbers at shows all around the U.S., and get their popularity back up where it should be!

I would be regretfully amiss in my thanks if I didn't say thanks to Jamie to agreeing to take on an entire flock of Large Buff Cochins while I finish up my military commitments. We will split the flock between us once I retire, but in the interim they eat a heck of a lot feed and take up a lot of room! Thanks Jamie! I certainly owe you big time. Perhaps a grandiose fishing trip or two in the future!

You can imagine that I am excited to have been afforded the opportunity to get my hands on some good foundation breeding stock of Large Buffs!

Cochins Rule!

~ Tom ~



Vice-President's Notes:

Hello Members!

I am sitting here on a cold day in January not knowing what to say, so let's take a moment and go back in time.

In 1989 I had the chance to go to Columbus, Ohio for the ABA/APA combined National with a bunch of guys from New England. This traveling band included Fred Jeffrey, Don Nelson, Warren Carlow, and George Shopek. We arrived in Columbus at the show hall about six o'clock at night and the first person Fred introduced me to was William Wulff, the publisher of the Poultry Press. I was hardly able to sleep that night with all the anticipated excitement of the next day. We arrived at the show the next morning, and Fred to wait until the afternoon to go over and see the Cochins. The afternoon came and Fred and I walked down Cochin alley. We ran into Bob Hawes, from Maine and looked at his beautiful Blue Cochins, and then we ran into Luther Vines smoking his short stubby cigar and we talked about his Black and White Cochins. We then moved farther down the "alley" and Fred stopped in his tracks saying "these are the Black Cochins we are looking for." After looking up the exhibitor's number on the list, we found out that these Cochins belonged to Craig Caroll. Well we found Craig and spoke with him for awhile, and made arrangements to be put on his list to wait for some of his birds. About nine months later I started showing my Cochins that I got from him all over New England. Over the next several years to the present I have bred and cross-bred the Carroll line and have achieved the goals of Master Breeder in the ABA, APA, and Cochins International. So if I can do it, you can too!

Hope to see you all at a future show.

Charlie Anderson



**DON'T
FORGET TO
SEND IN
YOUR
DUES!!!!**

Treasurer's Report:

Previous Balance		1,966.43
11/07/03ck 215 Poultry Press Yearly Ad	-65.00	1,901.43
11/17/03ck 216 Poultry Press West Nat Ad	-90.00	1,811.43
12/12/04Deposit	+372.50	2,183.93
12/29/04Deposit	+107.50	2,291.43
01/09/04Deposit	+277.50	2,568.93
01/26/04Charge Back	-18.00	2,550.93
01/30/04Deposit	+105.00	2,655.93
02/09/04ck 222 National Poultry News Yearly Ad	-15.00	2,640.93
02/11/04ck 219 December News Letter	-510.30	2,130.63
02/12/04ck 221 Show Bird Journal Ad	-64.00	2,066.63
02/12/04ck 223 ABA Ad	-30.00	2,036.63
02/25/04ck 220 APA Ad	-32.00	2,004.63
02/25/04Deposit	+407.50	2,412.13
02/25/04Deposit	+345.00	2,757.13
03/30/04Deposit	+367.50	<u>3,124.63</u>
05/06/04Bank Statement (No April Activity)	Balance =	3,124.63

Newsletter Advertising:

1/4 page.....\$15.00.....Ad runs three times

1/8 page.....\$10.00.....Ad runs three times

Send checks (made out to Cochins International) along with your ad to me. I will forward your payment to Dennis after I get your ad set up. Business cards will work, but original photos work the best. Any type of graphic is acceptable as well. I can help with the design if necessary. The clearer the photos the better.

Advertising does pay! Or at least it will offset your feed bill! See the back of the newsletter to view some of our member's ads.

The Cochin Club ~ (UK Club) Membership Application Info

If you are interested in joining The Cochin Club, which is a UK Club for Large Cochins the mailing address and dues information is as follows.

Mail Subscription Fee to club secretary:

**Miss Nina L. Morgan
Esgair Farm
Llanbrynmair
Powys
Wales, UK
SY19 7DU**

Subscription Fee is £10 (which is about \$18.45 U.S., so you could just toss a \$20 in the envelope and you should be covered).

Make sure to include what varieties you raise as well as an email address or phone number if you want to.

More International Club information to follow...

Director's Corner

Northeast I District Update:

Hopefully by the time everyone is reading this I will be done hatching. I have about 400 chicks out so far and the numbers are increasing weekly. I sometimes think I need to get my head examined for raising so many variety's. If I could get them all to lay at the same time I would be a happy man. But this is never the case. The Columbians just started laying a few weeks ago and I can't bring myself to stop hatching other colors because it cost no more to run the incubator with 100 or 200 eggs. Someday I will learn. Hope everyone has had a successful hatching season. I have cut back on two variety's. I no longer have Barred or Buff bantams. I just wasn't pleased with their progress and needed to make room for other varieties that are showing some promise. I have only been to one show since the last time I wrote an article and this was in January at the Congress show in Springfield, Massachusetts. Bill Sirrine won Best of Breed with a nice White Cochin and Donna Lamb had reserve on a White as well. I spent most of my day clerking for Paul Kroll. I really enjoyed clerking but missed chatting with people in the Cochin aisle. As always it was nice to see Ken and Bob but I miss a lot of people. When I first started going to the Congress show about 7 years ago there would easily be over 100 bantam Cochins. This time around there was only about 40. I miss seeing a lot of the old breeders. I cherish the memories and understand people move on or as time goes by the birds begin to take more work then can be given. To those of you who used to go to this show you are missed and I hope to see you in the future. Now on to the spring shows. Hopefully I will see some of you at the Fingerlakes Show in June and perhaps at the Buffalo Show in May. I have placed all of the meets for this year and the District will be at the Yankee Classic in October. This should be a wonderful show with a very impressive list of National Meets including the APA. This is a very well run show with lots of room and endless possibilities. I will be working

towards my judges license at this show so I will be there but just might not be in the Cochin aisle. Hope everyone is enjoying their chicks and watching some of them turn into champions. This is what it is all about, watching the chicks mature into nice specimens of the breed. Until next time hope everyone stays safe and healthy for a good 2004.

Take Care,
Jamie

P.S. I would like to personally thank everyone who donated for the APA National at the Yankee Classic. I will list the awards in the next newsletter.

Northeast II District Update:

Northeast Region II has certainly been hit with a lot of problems over the past several months with all the A.I. outbreaks in Delaware, New Jersey, Pennsylvania and Maryland. These outbreaks have resulted in a lockdown for most states and it appears that we are going to have to live with more testing requirements if something doesn't change soon. One of my biggest concerns has been the fact that we (the fancy) have been singled out as a major part of the problem when in fact we are not responsible for any of these outbreaks. The live bird markets have been implicated in many of these outbreaks and at some point will have to be regulated in some fashion to lessen their impact on the commercial poultry industry.

As part of an attempt to do the right thing, the Delmarva Poultry Fanciers have adopted a Best Management Practice guideline for traveling to and from poultry shows. Since these items are good practices for us all, I thought I'd include them here. I realize that many individuals may not agree with everything in this list but we worked with our State Veterinarian to come up with the following recommendations.

- Never take birds to any exhibition if they are sick.
- Know and adhere to all regulations and requirements of the state to which you are traveling.
- Before cooping your birds, be

sure they are in good health.

- Place clean shavings into your shipping boxes and avoid overcrowding your birds in those boxes.
- Stack carrying boxes to allow ample air flow around the birds for their comfort and safety.
- If at all possible, do not take your carrying boxes into the exhibition hall where they may become contaminated.
- Clean and disinfect your carrying boxes prior to repacking your birds for the return trip.
- Observe your birds to insure they are in good health.
- Be sure any purchased birds have been tested according to the rules and regulations of your home state.
- Upon arriving home, and after removing the birds from the carrying boxes, clean and disinfect all your carrying boxes. (A good cleaning would involve removal of all shavings, followed by a light spraying over the entire box (inside and out), with a good quality disinfectant)
- If possible, isolate the show birds away from your other birds for a period of 10 to 14 days before placing them back with the rest of your flock. These birds should be tended to, last every day.
- Observe the birds for any signs of disease.
- If a reportable disease is observed, notify your State Veterinarian so an accurate diagnosis can be made. (Most of the diseases of concern to state animal health professionals will result in mortality in your birds. If you notice an increase in death losses within 2 weeks of returning from any show be sure to take a fresh carcass to the State Veterinarian for a post mortem examination and diagnosis)
- Finally, the single most important factor is to never show birds that are sick.

This is one step that we feel will help us show the commercial industry that we are serious about bio-security and the health and well being of our birds.

On another note, the 2004 District

(Continued on page 6)

Director's Corner (continued)

(Continued from page 5)

meet of Cochins International will be held at the Uniontown, PA show this fall. If anyone is in need of a meet, please feel free to let me know.

~ Rich Barczewski

Southeast District Update:

Hello from sunny Tennessee,

The weather has taken a turn for the good since the last newsletter. The Cochins went through a "no lay" spell in March, but have really turned on the egg machines since. We have 3 Whites and only one Black out so far, but this year we are going for quality instead of quantity for a change. We have had problems with the females eating their eggs. We had changed our feed from Con Agra Gamebird to this new Purina Sunfresh feed and all of a sudden the girls started eating every egg in sight. We never had this problem until we changed their diet. Since then I have swapped back over to the old stuff and all is well. Has anyone else had this problem? We attended the Carpet City show in Dalton, GA, this March. They have a double show and if you haven't had a chance to show your Cochins in a double meet you will be pleasantly surprised. If you lose in the first show you have another chance the same day with a different judge in the second show, and you may get lucky and win both of them! I have talked to several Cochin people this Spring and all of them report low hatch rates and irregular laying cycles. I guess it is just a bad year for most of us. The Nationals are fast approaching and looks like they will be great ones. Here's hoping that everyone hatches a bunch and all of them are champions! Until the next time, remember as President Tom says "Cochins Rule".

Sandra & Tim Baldwin

West Central District Update:

Greetings,

Hopefully spring has sprung in your area of the country and that April Showers bring some May Flowers and a Good Summer. That uses up most of my clever

sayings and on to the business at hand.

I certainly hope that your spring hatching has gone well and that you have lots of Cochins in many colors Large and Small. I've talked with many people and it seems to be boom or bust with the hatching season this year and I hope that yours was a Boom rather than a Bust as far as numbers of chicks goes. Although this year maybe a Boom in numbers it may not be that great as it looks like feed prices are going to be on the high side thanks to the commodity prices, I guess everything can't be roses!!! We got some over 100 Black Cochin chicks out and have the incubator shut off here by the middle of April so that's good, it's always fun to start and nice to quit. Our Black pullets layed around the middle of December and I decided that it was too early and so didn't set any eggs at that time. So the pullets didn't start up again until the end of February otherwise I would have been done a little sooner in the year. The chicks we have out have a nice ratio of white to black and show promise of having good color and yellow legs, we'll see if early indications are truly fruitful come fall.

I've placed quite a number of meets already for the District including the District Meet, that will be held at the Eastern Iowa Poultry Breeders show in Iowa City on Thanksgiving weekend. They usually have a good number of Cochins Large and Bantam and they usually are in good feather at that time of year unless they are really early hatched. I know that the Club will do a good job with the meet and I'm sure they would welcome any awards that our members would like to contribute to the Meet.

Hopefully we can turn the corner on the disease front and the quarantine situations before the fall show seasons roll around. It certainly looks as if there will be some more disease prevention things and or government mandates coming in the future whether we like them or not. I don't know what the answer is but more strict tracking of birds and the people that raise them and move them around seems to be a given in at least some states. Also for those people who

ship birds for sale or purchase they have imposed another surcharge on live birds which will go to the airlines that handle live shipments. So the Fancy has many things that may change the way things are done in the future and may impact prices as these things trickle down to the customer just like in business. It's a shame that one has to talk about these negative things as our hobby is suppose to be a stress reliever, not a stress maker.

I sure hope to see many of our members along the way this late summer and fall showing season as nothing is a better stress reliever than looking at and talking about one's Cochins!!!!

Keep Fluffy,

Mark A. Peterson

www.petersonpoultry.com

Southwest District Update:

It was been another great spring here in Missouri. We are beginning to need a little rain; 83 degrees here Sunday afternoon but not too hot. The Missouri State Poultry Association had it's 22nd annual show in Sedalia, on April 17, 2004. We had 67 exhibitor in the Open show and 39 junior exhibitors and 1109 birds in the show. The bantam Cochin class had 58 birds, with the Champion Cochin bantam going to a black hen, shown by Ken and Bernita Miller, the Reserve Champion Cochin bantam was a White pullet, also shown by Ken and Bernita Miller. In the Standard Class there were 61 Large Cochins and the Best Asiatic and Reserve Asiatic were both black hens; beautiful birds shown by Gerald Church from Clarks, Nebraska. There were 24 Cochin bantams in the junior class. The winner was a black Cochin cock shown by Scottie Mc Dougal and the reserve was a black hen shown by Sarah McDougal. The Junior Class had 3 Large Cochins, with the champion standard going to a black cock by Scottie McDougal. I want to encourage all exhibitors to give the junior exhibitors a word of encouragement for they are our future in the poultry show world.

(Continued on page 7)

Director's Corner (continued)

As always all of our show in the district have had a good turn out and just because the gas prices have gone sky high doesn't mean you can't go to a show. Find someone to share the expenses with, go and enjoy yourself. All shows make you feel welcome and they make you want to come back. Then you leave with that great feeling, that says "Sure glad I went".

I have seen some great Buff and Barred Cochins this year, besides the black and whites as usual.
So Long from Missouri
Bernita Miller
SW District Director


North Central District Update:

I'd Like to tell you about a trip to Florida in February my wife and I made.

We stopped by this Flea Market in Webster, Florida which is on about 80 acres of land. This is truly the biggest Flea Market I've ever been to, and it has just about anything you can think of and great food and produce. From there we traveled south about 6 miles to John Thyssen's, a Cochin Club member. John met us in the drive; what a great guy to chat with. He showed us around his place, all of his goats, geese, and chickens and his dog. He has some great Large Black Cochins. After talking for a while, I bought 4 black pullets and a black cockerel in large fowl from him. John has a unique set up with his cages, they are off the ground about two feet with wooded slats spaced just far enough so the right things fall through to the ground. But one of the neatest things he has, bowls with tops on them for feed with the center cut out of the tops so the chicken don't flip the food out on the ground. I hope you don't mind John, but if you get to Florida give John a call.

In March The North Central Show season was under way at Wapakenta, Ohio. There was a very strong showing of Cochins in Bantam Blacks, Buff, Reds, Whites, Birchen and Blue, and in Standard Blacks and Buffs as well. What a great way to start a new season with old friends.

As Tom says, Cochins Rule. Good luck in the 2004 show season
~Kim Aldrich



Buying Stock From Hatcheries

By John Barca ~ Barca Poultry

How many times have you heard "don't buy chicks from hatcheries, because the quality isn't good enough for show or breeding purposes?" I have been breeding, raising, showing and promoting the large Cochin fowl for over 30 years, and I have had a lot of experience in buying stock from almost every source; from the top breeders to the sales yards in the U.S. Years ago when first starting in the Cochin breed it was unheard of to be able to purchase a show quality pair or trio of large Cochin fowl. If you went to a Cochin Breeder he would either sell you his old hens that would not produce eggs anymore or they would be his culls that had some disqualification or defect or even health problems. It was less difficult to obtain a Cochin male but they too would be of inferior quality or possess one of the previous mentioned problems. Cochin pullets were very scarce for the newcomer to obtain. I started with such birds, culled, bred and improved them as much as possible and then I noticed some of the hatcheries were starting to offer large Cochin chicks for sale. I decided to order from hatcheries and do some experimenting to see and compare the hatchery stock to show quality birds from breeders or my own stock that I had developed. Some of the chicks from the hatcheries were of show quality and some were not. After years of adding and mixing the different hatchery lines into my stock and stock from other breeders I ended up with some very nice birds. Many of the show lines were so inbred that they would produce weak chicks that couldn't make it out of the shell without help. Crossing those inbred show lines to the hatchery stock produced some good show quality birds with better egg production and fertility and no problems with chicks not being able to hatch by themselves. This also added a better genetic pool to draw from. I've raised many a pure hatchery bird up to become Champion Asiatic. I do feel crossing a show strain with a hatchery strain is a good idea to improve on egg production and fertility along with hatching problems due to inbreeding! Many breeders and show persons have raised their brows at me when I tell them that a particular bird is a pure Murray McMurray bird or that one over there is from Privett Hatchery, or its mother was a champion from Grain Belt Hatchery. Over the years the hatcheries have improved their stock to meet the needs of the show person, 4-H'ers, FFA students, as well as the backyard hobbyist so that they might do well at their local county fairs and shows. I have sold show stock to a few hatcheries and I know some other breeders who have done the same so there is proof that hatcheries do go to notable sources to get foundation stock for their hatching programs. I believe as breeders and show persons, we should not overlook the genetic gene pool that our hatcheries offer us by selling day old chicks. It would be nice if there were say 20 breeders of large Barred Cochins or any other variety to buy stock from but it just isn't the case. We do have around 5 hatcheries that offer show quality Large Cochins. Good luck in your Cochin ventures.

Editor's Note: I echo John's sentiments that there are some fairly nice Large Cochins for sale from hatcheries. I was recently at John's place and saw one of the nicest large Partridge Cochin Males that I have seen in a long time, and this bird came from a hatchery. One of the things that sticks out in my mind about the hatchery birds is that oftentimes their type may not be quite as good as some of the show birds, but their color (i.e. Penciling in the case of Partridge females) is sometimes better. At any rate it certainly is a way to inject some new blood into your line if you are having inbreeding troubles. TER

Shipping Eggs - Across the Prairie and Elsewhere

By Monte Bowen

This article was originally printed in the March 2003 SPPA Bulletin

I have received hatching eggs in all sorts of wrapping and boxes. Some arrived in an egg carton, that carton placed into a larger box, surrounded by Styrofoam peanuts. One shipment came with each egg wrapped and taped in a scrap of bubble wrap and the eggs placed at random in a box, with that box taped shut and addressed to me. One came with the carton placed into a box with wadded newsprint surrounding the egg carton. Each of us who ships eggs seems to devise our own method of packing the eggs. Some work, some work less well. Here is how I do it. You, dear reader, may pick and choose from my tips for your egg shipping endeavors.

When I receive an order for eggs, I select fresh eggs with the best physical appearance. I then candle each egg to make certain there are no hairline cracks in the shells. Each egg is then wrapped in 3 or 4 sheets of toilet tissue and placed in a cardboard egg carton. This is to ensure a snug fit in the carton so that the egg does not rattle about while in transit. It makes no never mind whether you use the expensive quilted paper or the John Wayne special (the rough and tough kind). We are looking for padding, not boudoir beauty. Use more or less tissue, depending upon the size of egg and the carton. Each egg will snug into the carton and remain fixed in place if properly wrapped. Do not force the egg into the carton, as you may crack the egg when closing the lid. After the carton is full, close the carton and tape it shut, if you wish, to hold the carton closed.

If shipping only one dozen eggs, I then place this carton in a box small enough to hold only this carton of eggs. This box then goes into a much larger box so that I can have at least three inches of Styrofoam peanuts on all sides, top and bottom. Be sure you apply enough peanuts to keep the interior box from shifting during transit. When I have two dozen eggs to ship, I place the cartons side by side in a box, seal that box, then put it into a much larger box and liberally apply peanuts as before. If I ship three or four dozen eggs, I use a box that will hold two dozen, side by side. After putting the first two into the box, I position a sheet of cardboard to separate the cartons, then put the other one or two dozen on top. This box is then sealed and placed into a larger box, again allowing space for at least three inches of peanuts all around. The peanuts are relatively inexpensive so don't scrimp!

Someone out there is saying to themselves, "where do I get all these peanuts?" One option is to save them from other cartons. My co-workers also save them for me from parcels they receive, or you can purchase peanuts at office supply stores or box factories. If you live near a box factory, it likely has an outlet store that sells tape, labels, bubble wrap, peanuts, boxes and other shipping supplies. I can buy a two-pound bag of peanuts for \$15. That sounds expensive unless you have never seen two pounds of Styrofoam peanuts. Do not take the family sedan to collect them, as they will not fit. Take your pickup! A two-pound bag is almost five feet tall and so big around that I cannot put my arms around it and touch my fingertips. This will be enough to pack many dozen eggs. Trust me on this. At the same store I also buy shipping cartons. An 18X12X12 outer carton ships four dozen eggs. Select an appropriately sized smaller box for the inside, and sandwich the peanuts between.

After the eggs are sealed into the shipping box, I apply an

address label on the outside carton, with my return address. Place a "FRAGILE" label on the box in two or three places. You may also use a marking pen for this purpose. Once I arrive at the post office, I make certain the clerk applies the "Priority" labels to the carton, as I ship all eggs by Priority Mail. **DO NOT WASTE MONEY TO INSURE THE EGGS!!!** I always insured eggs until last year when I discovered that the postal insurance is not worth the paper it is printed on. Postal employees out there, lower your hackles, as my statement is true. The insurance form states, "Postal insurance covers (1) the value of the article(s) at time of mailing, if lost or totally damaged, or (2) the cost of repairs. It does not cover spoilage or perishable items." Now, think about it; what are hatching eggs if not perishable? I shipped two dozen eggs to Las Cruces, New Mexico, Priority Mail, insured. Priority is to take no more than 3 days. Those eggs arrived on the TENTH day. The post office would not pay for them because the eggs arrived, just not in 3 days. Also, the eggs are perishable, so they would not pay for that reason. That is the day I stopped insuring eggs. Why should I pay nearly \$4.00 for insurance and expect the purchaser to reimburse me? I might as well ship eggs on a slow mule headed in a general southwest direction. The results could not have been worse in this instance. Perhaps in the heat and sun, the eggs would have hatched on the way to Las Cruces. The customer would have received day old chicks rather than rotten eggs.

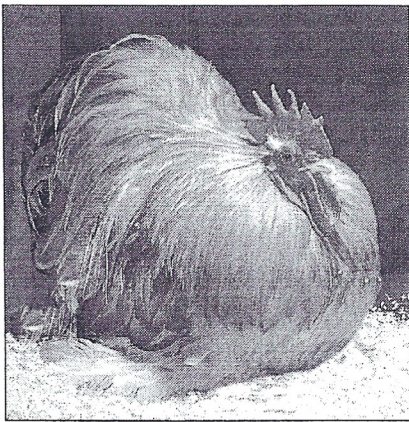
No matter how well we pack the eggs, all we can do is try to keep them intact for the incubator. I like to pack them firmly enough so that they cannot move within the cartons and the cartons cannot move within the shipping box. That is the best I can do. The rigors of handling during shipment will probably take a heavy toll on the eggs no matter how well or how poorly they are packed. We simply have no control over the handling or temperature or time delays, so we must do all we can with the variables that are under our control. The interior of the egg is what is usually damaged. When shipping eggs, the outcome is "iffy" at best. Eggs I shipped last year generally yielded poor hatches. Eggs I hand carried across the state to two customers each hatched well with 18 of 22 eggs hatching at one location and 22 of 24 hatching at the other. Eggs from the same pen hatched poorly when shipped. With shipped eggs, just as in life, "we pays our money and we takes our chances."



We Want YOU!!! It's time to send in those **2004** membership dues. Send your payment to our Membership Chair:

Matt McCammon
Rt #2 Box 98M
Bloomfield, IN 47424


Cochins Rule!



Best Buff Cock ~ Res. Champion Buff at the 2003 Pekin Bantam Club of Australia Show.
 Bred and Owned by Tony Mills, President of the Pekin Bantam Club of Australia.

Editor's Note: I have seen a color picture of this bird and he is a bit darker in color than we see in our show halls, but it is very nice to see a Buff male with depth and breath from chest to rear and across the back. He certainly has a good abundance of feather as well. Nice bird Tony!


**PPBA Show, Roseville, CA
 January 2004**




RB Bantam - Black Pullet, by Bill McGee




BV - Blue Cock, by Blair and Bryant Helvey




BV - Buff Cock, by Blair and Bryant Helvey



BV - Birchen Pullet, by Jay Smith




Champion Large Cochin - Black Hen, by John Barca




BV - White Cockerel, by John Henderson


**Greater California Show,
 Fresno, CA,
 February 2004**



RB Bantam ~ White Hen, by Doris Vosburg




RV - Buff Hen, by Bryant and Blair Helvey




RV - White Hen, by John Henderson




BV - Splash Cock, by Mary Hoyt




Champion Large Cochin ~ Black Cock, by Doris Vosburg



RV ~ Black Hen (lrg), by Doris Vosburg



Champion Junior Asiatic ~ Black Hen, by Summer Shain



BV - Birchen Cockerel, By Jay Smith

Send me your photos of your winning Cochins and I will include them in future newsletters!



Pekin Club Regional - Newbury - 2004

Judge's Report on AOC Colours

By Michael A. Hatcher

Editor's Note: I've included this article from the UK Pekin Club Spring Newsletter. It's an article by Judge Michael Hatcher and it paints a pretty good picture of what he found while judging one show's class of All Other Color (AOC) (aside from Black and White) Pekin (Cochins as we call them) Bantams. Note the similarities between some of his comments and what we have been seeing in our show halls of late. Mottleds gaining ground and the Blues dropping off in popularity are just two of the things I picked up on. It would be nice to see write-ups like this on our classes here in the states. Maybe I can get the judges that place this year's National meets to do this type of article.

Once again thanks to Club members for electing me to judge their birds. It was quite a change to judge at this show as I am usually exhibiting. I generally get the AOC and other judges the Blacks and Whites. They usually get the top awards with their birds as many of the others are marked plumage birds. I am happy to judge at Newbury because the aisles are wide enough and lighting, though not perfect, not many are, is quite adequate for the job.

I got about halfway through my birds with a feeling that I wasn't going to have much to trouble my fellow judge, Roy Thompson, with when I came upon a really good class. Classes before had in general been disappointing but the Mottled hen class threw up some good specimens with one outstanding bird. Markings were not absolutely perfect but she had type par excellence and was shown to the minute. I also had a great pullet, different owner but of the same type, which was a close runner up. I was pleased when Roy agreed she beat his Black hen owned by the Mottled pullet's owner.

At the end of judging our birds I was asked to join the team of Championship Judges, Dave Scrivener, Rodney Woods and Kevin Dowrick. All the Best of Breed birds come up and you pick Best Hard Feather, Soft Feather Heavy, Soft Feather Light, Rare Breed, True and Waterfowl. It is done by a system of card votes, no verbal comments allowed. The Mottled hen won Best True and it then came down to the nitty-gritty. I could not see anything else putting her down although a Silver Sussex and Black Poland looked good. In the end she got the unanimous decision with the Sussex Reserve, two marked birds in the top slots.

Everybody seemed happy including the owner, Nick Smith. At the Club's meeting I said it was a long time since a Mottled Pekin had won BIS at this show, I knew the answer but was surprised when Gary Traviss came up with the answer, Tom Ally's hen in 1974.

I will now give my assessment of the colours, which were shown under me. I am mindful of the fact that Dave Sill tells me that many of our members do not show and therefore my comments will be general ones. I hope that members who are top showmen and women will not think I am trying to tell them all about Pekins, but having kept Pekins for over 30 years and learned from the top men of the past and present I will say that many birds do not have the desired type. I think colour may have taken precedent in many varieties and so type has been lost. A Pekin should have a forward tilt but this can be just an illusion if

it doesn't have the body. Many birds on show had no depth and only had a very short breastbone. A good Pekin should have a long breast with a forward-pointing front and have the short legs placed well back on the body. Despite the description of a round bird, the tail should be round but they should have a short well-furnished neck followed by a short back and then the tail or cushion should really rise. Another problem is that many birds are slab-sided when viewed from the front. One of our past Club Secretaries, Doug Simmonds, described this view succinctly as an inverted cup in a saucer (for saucer read footings). So as I said to colours - Buffs were few in number and I was despairing of finding one with a round ball cushion until my last pullet. On the whole colour was good. Blues were again few and need others to take them up. In the majority the type was good but the colour needs to be worked on, white and smut were evident. Lavenders were there in numbers but were a hard job to assess as I didn't fall for any of them. Flat backs and slab sides were everywhere. One cockerel showed signs of an out-cross to another colour but did at least have the desired type. I know most breeders have been trying to get the colour right but Oh the type. Mottled, as I have said, were good across the board although the females were best. Cockerels were the least good class. Cuckoos again were short in numbers although a cock bird showed good type and markings. Partridge are having a hard time of it at the present, so much variation between one bird and another not only colour and markings wise but also on type. Colombians were small in number but do appear to be getting there in type and also markings. Birchen are a new colour and are still often over-marked, more like a Silver Sussex. Type is not bad, especially on females. Silver partridge had really variable colour and markings but are now smaller and of good type.

All in all a good weekend, spent quite a bit of time round the birds and had some very interesting conversations. Great to have

International District Items of Interest:

It is my intention to have John update us on what's going on with other Cochin (Pekin) clubs around the world for each edition of the newsletter, but to give you an idea of what he has been working on since he "officially" put on the International Director hat, so far we/he has been exchanging club information with three Clubs from overseas. 1 ~ The UK Pekin Bantam Club, 2 ~ The Cochin Club (UK Large Fowl), and 3 ~ The Pekin Bantam Club of Australia. At this point we are gearing toward exchanging newsletters and other club information and making contacts. As you can see by this newsletter it is working out pretty well since we have some nice newsletters and photos going back and forth. I know John is working on more clubs and club info and I will include club addresses and information on joining these clubs for those who are interested in the next newsletter. I should have plenty of space in the next one since I have relatively few show reports waiting to be processed (maybe three of them at the moment). Personally I am a member of the Dutch Cochin Club, but I am a bit hampered by the fact that I can't read the newsletters. They just sent me an entry form to a meet and thanks to modern technology and the internet I was able to translate most of it. A bit tedious but it was nice to see what it said. The pictures in their newsletter are nice but I really need to be able to read the articles. I am hoping for more time to translate them.

Artificial Insemination (A.I.)

By Karl Rau

Breeding Cochin Bantams can be accomplished through normal mating procedures (Natural pen mating) or through a process of Artificial Insemination. The vast majority of Cochin breeders today use A. I. Once learned its easy ...fast...and in most cases gives one 90+% fertility. I have been asked by many and often, "how do you do it?" I have even been asked to demonstrate while standing in the show aisles! I will attempt to verbally demonstrate how I use A.I., there are other variations but this has worked for me for over 20 years. If you have further questions please email me.

Before I begin, I feel its necessary to explain some things that will "prohibit" successful A. I. If you don't heed these warnings you will probably not succeed.

1. Males must not be running with other birds at the time of A.I. Simply stated, they might have used up all their semen, even if they are in an all male pen! We individually pen all our birds, both males and females. However, its only necessary to keep the males separate. The size of the pen they are in isn't important; whether its 2' x 2' or 10' x 10'.

2. When catching the male for A. I. it is important that he is not "chased" around the pen or cage. If he becomes frightened, he probably will not produce semen for you. It only makes sense, right?

3. After catching the male, the process explained below must be performed within a minute or so (the quicker the better) . If you wait too long you will probably fail to get semen.

4. If you fail to get any semen from the male, don't keep trying. Put him back and try again later in the day or the next day.

5. Even if you do all the right things success sometimes comes only after 3 - 4 attempts (on different days). I have owned males that never did give any semen, but this is rare. Only 1 in 50 will not produce for you.

6. If you follow the procedure below and his "male parts" do not protrude with your first attempt, quit and try again later.

7. When I started breeding Cochins long ago, the first time I tried I failed miserably, but before long I began to see success. Keep at it and you will too.

The Procedure

I developed this technique so that I did not have to rely on a helper. Also, I am right handed.

I catch the male and sit in my chair. I place his legs between my knees. This might seem difficult at first, but once mastered it be-

comes easy. The male's head is facing to my left, tail to the right. With my left hand I place my palm on his back and with one fairly quick motion rub (squeeze) his back in a motion towards his tail area. This is to stimulate him. When you do this, he will (hopefully) invert (push out) his "male parts". They are pink in color and perhaps 3/8 - 1/2" in length. Very quickly with your right thumb and first finger, squeeze /milk his male parts. It is not necessary to squeeze hard, just start close to his body and squeeze towards the right. If you are successful you should see 2-4 drops of white semen.

Previously (before starting) I had attached a white plastic spoon (disposable ones purchased at any store) to a table's edge using a spring clamp purchased at a hardware store. Your chair should have been positioned so that when the drops of semen become visible you are holding the male close enough to the spoon so that they drip into the spoon. Once the semen is in the spoon, return the male to his pen.

Get the female, sit in your chair and hold her upside down between your legs (her head down/ tail up, your knees on either side of her wings). While holding her with your knees, get the spoon with the semen and drip the semen into her vent. You will notice that when she feels contact with the semen, her muscles will appear to pull the semen into her body. I usually hold her upside down for 20-30 seconds, then put her back into her pen. That's it. You are done!

I have been told to use tuberculin syringes and other means for collecting the semen. I have found the spoons to be cheap and easy to get and best of all they work!

There are varied schools of thought as to how often should one inseminate. The books say semen is good for 10 days inside the female. I, however, dispute that. I breed each female every other day and find that if I go to every 3rd day the fertility lessens. So that's it! Happy breeding!

Editor's Note: Thanks Karl for this article. It is also available on his website at: www.cochinbantams.com. Karl's email address is: Krau@pivot.net if you have any further questions. Like Karl stated there are different "techniques" but they are all pretty much alike. It just takes some practice and finding which way works best for you. A.I. is not for everyone and that's ok too, but it is an alternative to plucking feathers or clipping tails. TER

The following members earned Master Breeder points during this reporting period. Congratulations and keep up your winning ways!

Fred Abbitt	Terry Choate	Fernando Hernandez	Joe Mazur	Beth and Jerry Smith
Kim and Kendra Aldrich	Gerald Church	Donald Holt	Matt McCammon	Jay Smith
The Affleck Family	Diane Colegrove	Mary Hoyt	Bill McGee	Paul and Andrea Sorenson
Tim and Sandra Baldwin	Robert and Effie Crane	Heidi Hylkema	Fred McGehee	Kay St. Amour
Barca Poultry	Jimmie Currens	Sandy Isler	Ken & Bernita Miller	Ed Thompson
Rich Barczewski	Mike and Judy Gantt	Brad Jones	Bill Patterson	John Thyssen
Tonya Barkley	The Garrett Family	Steve Jones	Larry and Mark Peterson	Doddie Truedson
Doug and Theresa Bishop	H & M Bantams (Purser)	Pat Lacey	Sonny Purser	Norm & Diane Tytler
Rick Bond	Chuck Hagler	Donna Lamb	Norman Rau	Chelsea Van Dixon
Kay and Gary Booth	Alan Hamilton	Ronna Lefebber	Otes Ray Sr.	Doris Vosburg
Paul and Loretta Bucella	Robert Hawes	Glenn Loy	Robert Rhodes	The Yobst Family
John Burgess	William Harrison	Hans Maas	Bruce Robinson	Bill Ziehm
Sheryl Butler	Bryant & Blair Helvey	Jamie Matts	Don & Sue Rutherford	
Bob Carothers	John Henderson	Mac-Harp Poultry	Summer Shain	
Kim Cash Family	Jake Hendzel	Andy Marsinko	William Sirrine	

Shipping Eggs ~ Across the Prairie and Elsewhere

By Monte Bowen

Originally printed in the March 2003 SPPA Bulletin

I have received hatching eggs in all sorts of wrapping and boxes. Some arrived in an egg carton, that carton placed into a larger box, surrounded by Styrofoam peanuts. One shipment came with each egg wrapped and taped in a scrap of bubble wrap and the eggs placed at random in a box, with that box taped shut and addressed to me. One came with the carton placed into a box with wadded newsprint surrounding the egg carton. Each of us who ships eggs seems to devise our own method of packing the eggs. Some work, some work less well. Here is how I do it. You, dear reader, may pick and choose from my tips for your egg shipping endeavors.


When I receive an order for eggs, I select fresh eggs with the best physical appearance. I then candle each egg to make certain there are no hairline cracks in the shells. Each egg is then wrapped in 3 or 4 sheets of toilet tissue and placed in a cardboard egg carton. This is to ensure a snug fit in the carton so that the egg does not rattle about while in transit. It makes no never mind whether you use the expensive quilted paper or the John Wayne special (the rough and tough kind). We are looking for padding, not boudoir beauty. Use more or less tissue, depending upon the size of egg and the carton. Each egg will snug into the carton and remain fixed in place if properly wrapped. Do not force the egg into the carton, as you may crack the egg when closing the lid. After the carton is full, close the carton and tape it shut, if you wish, to hold the carton closed.

If shipping only one dozen eggs, I then place this carton in a box small enough to hold only this carton of eggs. This box then goes into a much larger box so that I can have at least three inches of Styrofoam peanuts on all sides, top and bottom. Be sure you apply enough peanuts to keep the interior box from shifting during transit. When I have two dozen eggs to ship, I place the cartons side by side in a box, seal that box, then put it into a much larger box and liberally apply peanuts as before. If I ship three or four dozen eggs, I use a box that will hold two dozen, side by side. After putting the first two into the box, I position a sheet of cardboard to separate the cartons, then put the other one or two dozen on top. This box is then sealed and placed into a larger box, again allowing space for at least three inches of peanuts all around. The peanuts are relatively inexpensive so don't scrimp!

Someone out there is saying to themselves, "where do I get all these peanuts?" One option is to save them from other cartons. My co-workers also save them for me from parcels they receive, or you can purchase peanuts at office supply stores or box factories. If you live near a box factory, it likely has an outlet store that sells tape, labels, bubble wrap, peanuts, boxes and other shipping supplies. I can buy a two-pound bag of peanuts for \$15. That sounds expensive unless you have never seen two pounds of Styrofoam peanuts. Do not take the family sedan to collect them, as they will not fit. Take your pickup! A two-pound bag is almost five feet tall and so big around that I cannot put my arms around it and touch my fingertips. This will be enough to pack many dozen eggs. Trust me on this. At the same store I also buy shipping cartons. An 18X12X12 outer carton ships four dozen eggs. Select an appropriately sized smaller box for the inside, and sandwich the peanuts between.

After the eggs are sealed into the shipping box, I apply an address label on the outside carton, with my return address. Place a "FRAGILE" label on the box in two or three places. You may also use a marking pen for this purpose. Once I arrive at the post office, I make certain the clerk applies the "Priority" labels to the carton, as I ship all eggs by Priority Mail. **DO NOT WASTE MONEY TO INSURE THE EGGS!!!** I always insured eggs until last year when I discovered that the postal insurance is not worth the paper it is printed on. Postal employees out there, lower your hackles, as my statement is true. The insurance form states, "Postal insurance covers (1) the value of the article(s) at time of mailing, if lost or totally damaged, or (2) the cost of repairs. It does not cover spoilage or perishable items." Now, think about it; what are hatching eggs if not perishable? I shipped two dozen eggs to Las Cruces, New Mexico, Priority Mail, insured. Priority is to take no more than 3 days. Those eggs arrived on the TENTH day. The post office would not pay for them because the eggs arrived, just not in 3 days. Also, the eggs are perishable, so they would not pay for that reason. That is the day I stopped insuring eggs. Why should I pay nearly \$4.00 for insurance and expect the purchaser to reimburse me? I might as well ship eggs on a slow mule headed in a general southwest direction. The results could not have been worse in this instance. Perhaps in the heat and sun, the eggs would have hatched on the way to Las Cruces. The customer would have received day old chicks rather than rotten eggs.

No matter how well we pack the eggs, all we can do is try to keep them intact for the incubator. I like to pack them firmly enough so that they cannot move within the cartons and the cartons cannot move within the shipping box. That is the best I can do. The rigors of handling during shipment will probably take a heavy toll on the eggs no matter how well or how poorly they are packed. We simply have no control over the handling or temperature or time delays, so we must do all we can with the variables that are under our control. The interior of the egg is what is usually damaged. When shipping eggs, the outcome is "iffy" at best. Eggs I shipped last year generally yielded poor hatches. Eggs I hand carried across the state to two customers each hatched well with 18 of 22 eggs hatching at one location and 22 of 24 hatching at the other. Eggs from the same pen hatched poorly when shipped. With shipped eggs, just as in life, "we pays our money and we takes our chances."



**Please pay your dues Club dues run
from January 1st through December 31st.
Send your renewals to Matt so you don't
miss an issue of the newsletter.
\$15.00 for single and Family memberships,
and \$7.50 for Junior memberships.**

Membership News:

With the new memberships received since the last newsletter, we have over 250 members! That is the good news. Now for the not so good news. Of these members, 84 have not paid their dues for 2004! These members risk being removed from the membership list if their dues aren't paid soon. I know some of you may have had a change of circumstances that caused you to change hobbies. Others probably have just overlooked the fact that they need to send in their dues.

Please look at your address label. If the date is highlighted, you are overdue. Please send your dues in as soon as possible. Thanks! ~Matt

As a further reminder this will be the last newsletter you receive if your dues are unpaid for 2004. I hate having to make this statement every year, but it is required nonetheless. Get those dues in so you don't miss a newsletter or a breeders directory or lose your points. Thanks...Tom

New CI Members

Welcome to the following new members. Please take the opportunity to welcome any of these new members if you see them at the Spring shows! ~ Matt

John Barca (rejoin)
112 N. Thornburg St.
Santa Maria, CA 93454

Mike Collins
1905 N. 75th Ct.
Elmwood Park, IL 60707

Annamay Carlson
9744 Winner Rd
Independence, MO 64052

Anthony Kimbrough
1061 Leadmine Rd
White Pine, TN 37890

Glenn Finch
23440 Fort Ross Rd
Cazadero, CA 95421

Delaney Family
12312 L Drive N
Battle Creek, MI 49014

Ed Lowe ✓
PO Box 722
Assonet, MA 02702

Marlene Lenker
2927 Excell Hinson Rd
Wingate, NC 28174

Kay & Gary Booth (rejoin)
4145 E Orchard St.
Delton, MI 49046

Randy Stewart
232130 CR 24 RR4
Grand Valley, ONT L0N-1G0
Canada

Sandra Poirier ✓
23 Mile Rd
Hubbardston, MA 01452

Paul Homer (rejoin)
RR4
Fergus, ONT N1M-2W5
Canada

Dennis Sutton
10824 S 460 450E
Claypool, IN 46510

Jonathon Harville
20101 Hwy 43N
Northport, AL 35475

Shannon Ahlman
2605 Brahma
Grand Isle, NE 68801

Jenny Barker (Jr.)
27187 Sycamore Mesa
Temeculla, CA 92590

Neumann Poultry
72470 Hwy 103
Dewitt, NE 68341

Bill Able III
8105 Lemmon Drive
Reno, NV 89506

Don Stephenson
227 Baseline Rd East
London, ONT N6C-2N6
Canada

Parker Padilla
118 E Day Rd
Gilroy, GA 95020

Jeffery Morrison
144 CR 67
Lexington, AL 35648

Rick Jandrey
4190 Buell Dr
Richfield, OH 44286

James Davis
1050 Pisgah Lane
Morris Chapel, TN 38361

Frances Smith ✓
PO Box 125
21 Oak Hill Rd.
Oak Hill, NY 12460

Kent & Linda Powell
9555 N Dewey Rd
Kalvesta, KS 67835


Michael Ewanciw
PO Box 1244
Seattle, WA 98111

Rose Marotta
2775 Hall Ave.
Riverside, CA 92509

Brian Blair
3834 Grady Smith Rd
Longanville, GA 30052

E-mail addresses: Please check the below addresses. I know there are some of them that are no longer correct because I get them rejected when I try to send you an email. Please update by sending me a quick email. Thanks! - TR (updated 1/15/2004)

Albritton, Emilie	albrit7601@aol.com	Lhamon, Matt	mlhamon@crohio.com
Aldrich, Kim and Kendra	kima53@cs.com	Maas, Hans	hans.marlenemaas@sympatico.ca
Anderson, Bob	jbob101@worldnet.att.net	MacLaren, Bernice	macharp@vianet.on.ca
Baldwin, Tim and Sandra	blkcochins@worldnet.att.net	Marsinko, Andy	Andyspoultry@aol.com
Barczewski, Rich	rbarczew@desu.edu	Martin, Rachel	legrand_martincochins@yahoo.com
Barkley, Tonya	tbrkly@earthlink.net	Matts, Jamie and Terri	Mattsjt@aol.com
Bishop, Doug and Teresa	cochins1@juno.com	McCammon, Matt	jacmac@bluemarble.net
Bond, Rick	Rrckyr@aol.com	McGee, Bill	wcmcgee@prodigy.net
Bucella, Paul and Loretta	bucellawalker41@aol.com	Metzker, Darlene	chickmetz@aol.com
Burgess, John	royalcochins@starpower.net	Miller, Dwayne and Ardith	ardithm@fiat.net
Butler, Beverly	beverlyb@maverick-media-radio.com	Miller, Ken and Bernita	bmiller@iland.net
Carlson, Deborah	setcarlson@msn.com	Minasy, Jerald	Jeri30263@peoplepc.com
Carr, Baden	1000islandturf.doctor@sympatico.ca	Minnich, Elton	chickenmanme@aol.com
Carroll, H. Craig	fishguy6@lycos.com	Murphy, Julia	btmurphy5947@earthlink.com
Cash, Kim	kcspoultryflock@aol.com	Neff, John T.	JNEFFENG@aol.com
Christy, Alyssa	promisthope@hotmail.com	Ouart, Michael	MandMOuart@aol.com
Cook, Rita	rchix98@aol.com	Park, Don and Linda	DPark30553@aol.com
DiNatale, John	BudgiesNest@aol.com	Paterson, Riley and Ralph	Pattersonpoultry@aol.com
Dunn, Bob	BCDunn@mediaone.net	Peterson, Mark	markap@hickorytech.net
Erickson, Don	DeeBadger@aol.com	Prado Jr., Al	ampradojr1@aol.com
Evans, Tina	calletina@yahoo.com	Rau, Karl	krau@pivot.net
Frank, Paula	p_frank01@hotmail.com	Ray, Otes	rayscochins@aol.com
Gallagher, Donna and Kevin	fancier@sympatico.ca	Rhodes, Robert	brhodes@uaex.edu
Gambling, Simon	info@pekinbantams.com	Rice, Tom and Pat	mjzrice@aol.com
Gantt, Mike & Judy	kgantt@earthlink.net	Robinson, Bruce	bbosshoss@msn.com
Garrison, Billy and Sharon	Judge290@aol.com	Robinson, Doris	nanamabrahma@worldnet.att.net
Garrison, Steve	SLEEGARRISON@aol.com	Roebuck Jr., Tom	thomas.roebuck2@verizon.net
Hawes, Bob	rohawes@maine.edu	Roybal, Nancy	nroybal2@yahoo.com
Helvey, Bryant	bhelvey@stanford.edu	Ryan, Jeff	jdryan@gwi.net
Hemleben, Tom	themleben@columbus.rr.com	Sanderlin, Carlton and Judy	VPBA1963@aol.com
Hendzél, Jake	Jwoodhaven@aol.com	Sayre, Mike	mikesayre@altavista.com
Hernandez, Fernando	bguide@iglou.com	Smith, Beth and Jerry	herbsoap@att.net
Heywood, Glenda	frizzlebird6@yahoo.com	Smith, Jay	jaydene1623@hotmail.com
Holobaugh, Paula	woggsy@yahoo.com	St. Amour, Kay	kas1@erols.com
House, Mike and Jocelyn	mjhouse@adelphia.net	Stam, Harry and Pam	stam@simcom.on.ca
Hoyt, Mary	hoytwoodacre@charter.net	Stowers, Christine	stowerschris@aol.com
Hylkema, Heidi	hhylke@hotmail.com	The Garrett Nest	garnest@pine-net.com
Ingram, Terry	TLIBUFF@aol.com	The Struse Family	tbs3ges@direcway.com
Johnson, Ken	kjohnson40@snet.net	Throne Family, Chris	cjthrone@mindspring.com
Jones, Steve	ghia4me@sprynet.com	Thyssen, John	Poletree37@earthlink.net
Karwoski, Jason	es3ski@aol.com	Wahl, Mike	wahl@cconnect.net
Kiewel Family	rekiewel@hotmail.com	West, Bill	jswest@smith.edu
Lacey, Pat	chickenlady1948@hotmail.com	West, Dave	WestFarmboy@aol.com
Lamb, Donna	lamb@psicorp.com	Wollard, Dennis	wollard@louisiana.edu
Lefebber, Ronna	ronnaronna@yahoo.com	Wonders, Brice	sk8ndrake85@aol.com
Lewis, Bill	wlewisfamily@earthlink.net	Ziehm, Bill	wilma94@peoplepc.com



I Still Need: Articles for the Cochin Handbook

Lend your expertise and Cochin experience to what we hope to be a comprehensive guide to breeding and showing Cochins. The aim of this handbook is to assist our new Cochin fanciers with questions they may have and point out areas in the breeding, rearing, culling, and showing aspects of our hobby that may be particular to Cochins.

I will be contacting some of you individually asking for you input, but I will accept any and all input toward this publication. It will be Edited for content and author credit given where applicable. Some subject items for consideration are housing, feeding, general care, breeder selection, diseases and pests, incubation and brooding etc.

Send your articles to me at the address listed on page 2. Our goal is to have this handbook available this fall. ~ ter



Master Breeder Points



Black Bantams

Anderson, Charles	690
Ray, Otes	667
Peterson, Larry and Mark	592
Mazur, Joe	568
Roebuck Sr., Tom	457
Miller, Ken and Bernita	355
Carroll, H. Craig	321
Baldwin, Tim and Sandra	304
Mac-Harp Poultry	286
Ziehm, William	275
Holt, Donald	273
Bucella Family, Paul and Loretta	263
Matts, Jamie	239
Lacey, Pat	236
Henderson, John	212
Rau, Norman	189
Rau, Karl & Sharon	176
Becker, Michael	144
Estlack Family	133
Aldrich, Kim & Kendra	128
Gallagher, Kevin and Donna	124
Yobst Family, Jay	121
Garrison, Heyward and Steve	103
Currens, Jimmie	98
McCammon, Matt	93
Prado Jr., Al	91
Edwards, George	89
Metzker Family, Darlene	88
McGehee, Fred	82
Griner, Martha Ann	80
Wehl, Duff	80
Burgess, John	74
Zimdars, Leon & Gen	71
Sirrine, William	65
Lewis, William D.	64
Laatsch Family, David	63
DiNatale, John	62
Crane, Robert and Effie	56
H & M Bantams	56
Gantt, Mike & Judy	54
Hune, Joe	53
Garrison, Billy & Sharon	48
Rhodes, Robert	47
Dlugatch, Harvey	45
Carothers, Robert	43
Jones, Brad	43
The Garrett Nest	39
McGuire, Marty	38
McGee, Bill	37
Hamilton, Alan	36
West, William	36
Tucker, Anthony & Kathy	35
Bruffee, Kenneth	34
Edwards, Billy	34
Wollard, Dennis	31
Best, Ed and Marjorie	29
Musser, William	29
Legrand-Martin Cochins	27
Rutherford Family, Don & Sue	24
Rock Hill Poultry	23
Hemleben, Thomas	22
Stam, Harry and Pam	21
Truedson, Doddie	21
Hagler, Chuck	20
Maas, Hans	20
Sorenson, Paul and Andrea	19
Helvey, Bryant & Blair	16
Hoyt, Mary E.	16
Flory, Tom & Tyler	13
Kalinski, Starlene & Ginger	13
Ryan, C. William	13

Black Bantams (continued)

Shain, Summer & Darlene	13
Johnson, Ken	11
Harrison, William	10
Neff, John T.	9
Holzhueter Family	8
Meyer, Carl	8
Thyssen, John	8
Church, Gerald	7
Michalski Family, Rosemary	6
Yacobucci, Kyle & Deb	6
Van Dixon, Chelsea	5
Whitney, O. Fayne	4
Affleck Family	3
Loy, Glenn	3
Ryan, Jeff	3
Abbitt, Fred	2
Butler, Sheryl	2
Hendzel, Jake	2
Isler, Sandy	2
Albritton, Emilie	1
Minnich, Elton & Josh	1
St. Amour, Kay	1

Barred Bantams

Miller, Ken and Bernita	33
Garrison, Heyward and Steve	30
Anderson, Charles	7
M & M Exhibition Poultry	4
Elliot-Engel, Jeremy	2
Ray, Otes	2
Yobst Family, Jay	2
Garrison, Billy & Sharon	1
Isler, Sandy	1
Vosburg, Doris	1

White Bantams

Lacey, Pat	1603
Currens, Jimmie	647
Bucella Family, Paul and	239
Mazur, Joe 52	232
H & M Bantams	206
Gantt, Mike & Judy 57	186
Lamb, Donna	184
Miller, Ken and Bernita	169
Prado Jr., Al	154
Yobst Family, Jay	148
Sirrine, William	139
Mac-Harp Poultry	138
Ingram, Terry	136
Matts, Jamie	116
Ray, Otes	104
Truedson, Doddie	100
Gallagher, Kevin and Donna	87
Edwards, Billy	86
Robinson, Bruce	85
Carothers, Robert	83
Becker, Michael	82
Henderson, John	71
Best, Ed and Marjorie	70
Rau, Norman	68
Aldrich, Kim & Kendra	60
McGehee, Fred	56
Baldwin, Tim and Sandra	53
Garrison, Heyward and Steve	52
Rau, Karl & Sharon	46
Zimdars, Leon & Gen	34
Jones, Brad	30
Musser, William	27
Anderson, Charles	26

White Bantams (continued)

St. Amour, Kay	25
Rutherford Family, Don & Sue	23
Estlack Family	22
Holt, Donald	18
Vosburg Family, Doris	16
Stowers, Christine	12
Ziehm, William	12
Thompson, Ed	11
Tucker, Anthony & Kathy	10
Harrison, William	9
Crane, Robert and Effie	7
Hamilton, Alan	7
Johnson, Donald	7
McGuire, Marty	6
McCammon, Matt	5
Hune, Joe	4
Stam, Harry and Pam	4
Affleck Family	3
Garrison, Billy & Sharon	3
Jones, Steve	3
Lefeber, David & Wade	2
Legrand-Martin Cochins	2
Thyssen, John	2
Albritton, Emilie	1
Dlugatch, Harvey	1
Johnson, Ken	1
Lehman, Christine	1



Club Patches For Sale!

We have plenty of Club patches! They are \$5.00 each and they come with either White, Black, Buff, Blue or Partridge Cochins on them.

Both Dennis and I have a good supply of them so either of us can fill an order. ~ ter



Master Breeder Points



Buff Bantams

Hawes, Robert	291
Peterson, Larry and Mark	167
Bishop, Doug and Theresa ⁷⁶	152
Ziehm, William	124
Thompson, Ed	106
Holt, Donald	73
Ingram, Terry	60
Aldrich, Kim & Kendra	58
Lamb, Donna	47 ⁷
Rau, Norman	44
Ryan, Jeff	42
Edwards, George	30
Miller, Ken and Bernita	26
Abbitt, Fred	23
McGehee, Fred	21
Becker, Michael	18
Helvey, Bryant & Blair	18
Church, Gerald	16
Patterson, Bill	16
Tytler, Norm & Diane	14
Minnich, Elton & Josh	12
Cash, Bob & Kim and Family	11
M & M Exhibition Poultry	11
Rau, Karl & Sharon	10
Ciampa, Fred	8
Meyer, Carl	8
Lewis, William D.	7
Ray, Otes	7
Anderson, Charles	6
Lightfoot, Robert	6
Hoyt, Mary E.	5
Matts, Jamie	5
Wollard, Dennis	5
Yobst Family, Jay	4
Garrison, Heyward and Steve	3
Dlugatch, Harvey	2
Estlack Family	2
Ziller, Natasha	2

Splash Bantams

Isler, Sandy	7
Lewis, William D.	6
Anderson, Charles	5
House, Mike and Jocelyn	4
Rau, Karl & Sharon	4
Rau, Norman	4
Throne Family, Chris	4
Mazur, Joe	2
Aldrich, Kim & Kendra	1

Sil. Penciled Bantams

Bishop, Doug and Theresa	4
Miller, Ken and Bernita	1

Columbian Bantams

Rau, Karl & Sharon	16
Robinson, Bruce	16
Miller, Ken and Bernita	11
Byland, Lisa	2
Estlack Family	2
Hawes, Robert	2
Karwoski, Jason	2
West, David	2
Wollard, Dennis	2
Yobst Family, Jay	2

Blue Bantams

Isler, Sandy	365
Anderson, Charles	285
Rau, Norman	155
Mazur, Joe	115
Maas, Hans	112
Rau, Karl & Sharon	62
Yobst Family, Jay	61
Lewis, William D.	53
Miller, Ken and Bernita	48
McCammon, Matt	47
M & M Exhibition Poultry	44
McGuire, Marty	24
Holt, Donald	22
Park, Don and Linda	20
Johnson, Ken	18
Shain, Summer & Darlene	17
Hoyt, Mary E.	15
Helvey, Bryant & Blair	13
Alloway, John	11
Hendzel, Jake	10
Ray, Otes	10
Carroll, H. Craig	9
Matts, Jamie	9
Aldrich, Kim & Kendra	4
Best, Ed and Marjorie	4
Dlugatch, Harvey	4
Hagler, Chuck	4
Hawes, Robert	4
Ryan, Jeff	4
Estlack Family	3
Sorenson, Paul and Andrea	3
Erickson, Don	2
Hylkema, Heidi	2
Michalski Family, Rosemary	2
Minnich, Elton & Josh	2
Robinson, Bruce	2
St. Amour, Kay	2
Truedson, Doddie	2
Yacobucci, Kyle & Deb	2
Anderson, Bob	1
Booth, Kay & Gary	1
Conlan, Jim	1
Lefeber, Ronna	1
Lehman, Christine	1

Birchen Bantams

Hagler, Chuck	29
Smith, Jay	4
Booth, Kay & Gary	3
Miller, Ken and Bernita	3
Rau, Karl & Sharon	2
Vosburg, Doris	1

Golden Laced Bantams

Lacey, Pat	8
Vosburg Family	5
Miller, Ken and Bernita	2
Wollard, Dennis	2
Hoyt, Mary E.	1

Silver Laced Bantams

Estlack Family	4
Ray, Otes	2

Red Bantams

Colegrove, Diane	42
Erickson, Don	12
Miller, Ken and Bernita	6

Mottled Bantams


McCammon, Matt	246
Mazur, Joe	227
Gantt, Mike & Judy	176
Matts, Jamie	106
McGuire, Marty	61
Rau, Norman	60
Rau, Karl & Sharon	53
Marsinko, Andy	47
Miller, Ken and Bernita	38
Robinson, Doris	25
Maas, Hans	23
Edwards, George	19
St. Amour, Kay	17
Carothers, Robert	9
Anderson, Charles	7
Bond, Rick	7
Ray, Otes	5
Shain, Summer & Darlene	4
Michalski Family, Rosemary	3
Gallagher, Kevin and Donna	2
Legrand-Martin Cochins	2
Thyssen, John	2
Holt, Donald	1
Hylkema, Heidi	1
Park, Don and Linda	1

Brown Red Bantams

Hagler, Chuck	61
Ziehm, William	52
Carroll, H. Craig	25
Anderson, Charles	22
Laatsch Family, David	6
Rau, Karl & Sharon	4
Bishop, Doug and Theresa	2
Edwards, George	2
Yobst Family, Jay	2

Partridge Bantams

Maas, Hans	6
Miller, Ken and Bernita	6
Matts, Jamie	1





Master Breeder Points



Black Large Fowl

Watford, Ray	245
Mac-Harp Poultry	194
Thyssen, John	152
St. Amour, Kay	127
Carothers, Robert	121
West, William	107
Ryan, C. William	81
Matts, Jamie	69
Anderson, Bob	66
Church, Gerald	66
Jones, Steve	63
Sorenson, Paul and Andrea	58
Smith, Beth & Jerry	51
Shain, Summer & Darlene	48
Conlan, Jim	47
Barca Poultry	46
Henderson, John	30
Wollard, Dennis	24
Rutherford Family, Don & Mickey, Frank Jr.	18
The Garrett Nest	17
Miller, Ken and Bernita	15
West, David	12
Dlugatch, Harvey	12
Hylkema, Heidi	9
Payne, Cydney	8
Bucella Family, Paul and Bond, Rick	8
DiNatale, John	7
Marsinko, Andy	6
Rice, Tom and Pat	5
Springer, Vernon and Ruby	4
Vosburg, Doris	4
Gallagher, Kevin and Donna	4
Minnich, Elton & Josh	3
Barkley, Tonya	3
Hernandez, Fernando	2
Lefeber, David & Wade	2
Lehman, Christine	2
Yacobucci, Kyle & Deb	1
Ziller, Natasha	1

Mottled Large Fowl

Minnich, Elton & Josh	20
Thyssen, John	7
Yobst Family, Jay	6
McCammom, Matt	3
St. Amour, Kay	3

Partridge Large Fowl

Barczewski, Rich	54
St. Amour, Kay	48
Mac-Harp Poultry	21
Barca Poultry	16
Jones, Steve	16
Carothers, Robert	6
Rice, Tom and Pat	1

Golden Laced Large Fowl

Barca, John	7
Rice, Tom and Pat	3

Red Large Fowl

Rice, Tom and Pat	14
Colegrove, Diane	6

White Large Fowl

Mac-Harp Poultry	250
Lefeber, Ronna	84
Barca Poultry	33
St. Amour, Kay	21
Lefeber, David & Wade	13
Carothers, Robert	11
West, David	10
West, William	7
Thyssen, John	5
Choate, Terry	4
Rice, Tom and Pat	2
Triple K Poultry	1

Blue Large Fowl

Smith, Beth & Jerry	21
Marsinko, Andy	17
St. Amour, Kay	15
Thyssen, John	12
The Garrett Nest	11
Smith, Jay	9
Springer, Vernon and Ruby	9
Anderson, Bob	4
Rice, Tom and Pat	4
Vosburg Family, Doris	4
Barca Poultry	3
Cash, Bob & Kim and Family	2
Conlan, Jim	2
Minnich, Elton & Josh	2
Rutherford Family, Don & Sue	2
Yobst Family, Jay	2
Dlugatch, Harvey	1
Hylkema, Heidi	1

Buff Large Fowl

West, William	388
Peterson, Larry and Mark	276
Mac-Harp Poultry	196
Marsinko, Andy	67
Barca Poultry	36
Anderson, Bob	30
Jones, Steve	26
Bucella Family, Paul and Wollard, Dennis	22
Tytler, Norm & Diane	21
Matts, Jamie	11
Rice, Tom and Pat	9
Thompson, Ed	5
Church, Gerald	5
Dlugatch, Harvey	4
Gallagher, Kevin and Donna	4
Carothers, Robert	4
Wedel, Pamela	3
Klehr, Richard	3
Meyer, Carl	2
Mickey, Frank Jr.	2
Thyssen, John	2
Maas, Hans	2
Vosburg, Doris	1

Brown Red Large Fowl

Rice, Tom and Pat	4
-------------------	---

Splash Large Fowl

Smith, Beth & Jerry	6
St. Amour, Kay	6
Marsinko, Andy	5
Cash, Bob & Kim and Family	3
Conlan, Jim	1

Silver Laced Large Fowl

Rice, Tom and Pat	10
Barca, John	7

Barred Large Fowl

Barca Poultry	10
Hernandez, Fernando	2

Splash Frizzle Bantams

Jay's Family Bantams	1
----------------------	---

Blue Frizzle Bantams

Henzel, Jake	16
Wahl, Mike	2

Mottled Frizzle Btms

Wahl, Mike	2
Robinson, Doris	1

White Frizzle Bantams

Yobst Family, Jay	4
Aldrich, Kim & Kendra	1
Butler, Sheryl	1
Wahl, Mike	1

Black Frizzle Bantams

Henzel, Jake	45
Laatsch Family, David	4
Robinson, Doris	4

Congratulations!

The following members eclipsed the 100 point mark in the variety listed and will be receiving their Certificate of Merit awards:

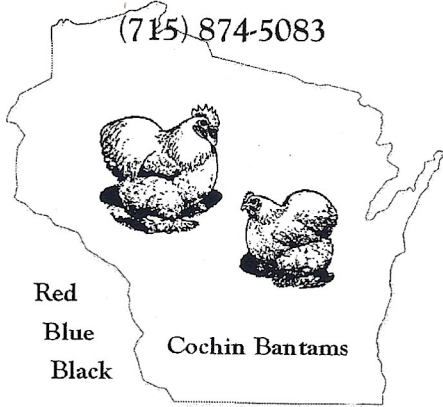
Doddie Truedson - White Bantams

The following members earned Master Breeder points for the first time.

Chelsea Van Dixon, Tonya Barkley, Sheryl Butler, Bill McGee, Glenn Loy, and The Affleck Family

Badgerland

Donald E. Erickson
2233 N. Town Hall Rd.
Eau Claire, WI 54703
(715) 874-5083



Farms

Email: DeeBadger@aol.com

Feb 2004

BLUE RIBBON™ PRODUCTS

***** RX REMEDY™ *****

***** SHOW SHAMPOO™ *****

CLEAN THOSE FEATHERS
KILL THOSE BUGS

1-805-649-5918

email: DLBlueRibbon@aol.com


www.blue-ribbonproducts.com

Apr 2005

Cochins in Blue and Black

Charles Anderson

581 Litchfield Turnpike
New Hartford, CT 06057
(860) 482-4359



Cochins International
Master Breeder #2
in Black Bantams

APA and ABA
Master Breeder




May 2005


Golden Feather Farm Supporting Cochins International and the Poultry Fancy.

No Cochins right now due to my military commitments,
but retirement is just around the corner.

Buff Cochins, Bantam and Large Fowl will be a specialty!



Tom Roebuck Jr.
PO Box 1136
Port Hueneme, CA 93044
(805) 385-6552




"If you want better than just good enough, then the color of
choice is the Golden Buffs!" Cochins Rule!

ABA Life Member #425

Sept 2004

Sandy Ridge Cochin Bantams




Matt McCammon
R2 Box 98M
Bloomfield, IN 47424
812-384-3777

Breeding and Raising Mottled Cochin Bantams
White and Black Bantams sometimes available
Will Ship

Dec 2003

John R. Thyssen

13877 CR 737
Webster, FL 33597
(352) 457-6252



LARGE FOWL ONLY
Black and Blue Cochins
(Natural Breeders)


Email: Poletree37@earthlink.net

Website: www.geocities.com/poletree37/CHICKENS.html

Oct 2003

Bantam Cochins

Black, Blue, Buff, Splash and White



Buff Cockerel

Champion Cochin Bantam
2002 Cochins International,
Eastern National Meet

Kim and Kendra Aldrich


12948 Ring Rd.

St. Charles, Michigan 48655

989-865-6702

kima53@cs.com

Aug 2004



Pat Lacey

Master Breeder **White Cochin** Bantams
APA, ABA, Cochins International 1600 pts.

Also breeding **Black Bantams**.

Pullets and Cockerels available mid-October

Will ship

(715) 743-4799

Email: chickenlady1948@hotmail.com

Feb 2004



Columbian and White Cochin Bantams

Bruce D. Robinson

12404 Trevett Road

Springville, NY 14141


(716) 592-7082

Email: BBOSSHOSS@msn.com

Will ship or deliver to shows I attend.


Pairs and Trios of Columbian Bantams available this
fall.

Aug 2004



"Little John"

Two time Champion
Asiatic in 2000



"Lady Luck"

Three time Champion
Asiatic in 2000

Mac Harp Poultry

RR4 Stephens Bay

Bracebridge, Ontario, Canada P1L-1X2

Phone: (705) 645-8163

Fax: (705) 645-8216

Bantam Cochins in Black and White Large Cochins in Black and White

Featuring Natural Breeders

Stock For Sale late

August, September, October and November

Will ship where possible

Nov 2004

Meet Results

Indiana Poultry Breeders

Connersville, IN
Regional Meet
Dec 6-7, 2003

Total Cochins: 49
Total Bantams: 45
Total Standards: 4

Judges(s): Tim Bowles

BB Btm: Wht P Pat Lacey
RB Btm: Wht P Pat Lacey
BB Std: Red P Diane Colegrove
RB Std: BrnRed P CPT Loft

Bantam Results:

Black: BV(9) P Lacey
RV K Kim & Kendra Aldrich
White: BV(19) P Lacey
RV P "
Buff: BV(3) P Amanda Nave
RV K "
Blue: BV(6) P Tom & Sandy Isler
RV P "
Red: BV(5) C Colegrove
RV C "
Birchen: BV(1) P Pick-A-Chick

Large Fowl Results:

Red: BV(2) P Colegrove
White: BV(1) K Loft
Brn Red: BV(1) P "

Forsyth Fowl Fanciers

Winston-Salem, NC
Regional Meet
Nov 29, 2003

Total Cochins: 42
Total Bantams: 42

Judges(s): Bill Gladhill, Larry Hovis

BB Btm: Wht H Mike & Judy Gantt
RB Btm: Mott H Mike & Judy Gantt

Bantam Results:

Black: BV(7) K The Cranes
RV P Gantt
White: BV(5) H Gantt
RV P "
Buff: BV(12) P Doug & Theresa
Bishop
RV P "
Blk Friz: BV(1) K Shirley Watts
RV K "
Mottled: BV(16) H Gantt
RV H "

Anderson S.C. All Breed Show

Clemson, SC
Regional Meet
Nov 17, 2003

Total Cochins: 48
Total Bantams: 48

Judges(s): Billy Garrison

BB Btm: Blk H Rocky Hughey
RB Btm: Mott H Mike & Judy Gantt

Bantam Results:

Black: BV(14) H Hughey
RV P "
White: BV(10) P Gantt
RV P "
Buff: BV(12) C Doug & Theresa
Bishop
RV P "
Mottled: BV(12) H Gantt
RV H "
Partridge: BV() H Gantt
RV H "

Oklahoma State Poultry Fed.

Shawnee, OK
Regional Meet
Dec 6-7, 2003

Total Cochins: 90
Total Bantams: 73
Total Standards: 17

Judges(s): Tracy Hill

Overall Champion: Blk C, Btm, Paul & Loretta Bucella

BB Btm: Blk C Paul & Loretta Bucella
(Reserve Featherleg)
RB Btm: Wht C Paul & Loretta Bucella
BB Std: Blk H Steve Jones
RB Std: Blk P James Garrett

Bantam Results:

Black: BV(30) C Bucella
RV H James Garrett
White: BV(32) C Bucella
RV P "
Buff: BV(4) K Fred McGehee
RV C "
Blue: BV(4) P Donald Holt
RV P "
Mottled: BV(1) P Dwayne Miller
Partridge: BV(2) P John Rapoza
RV P "

Large Fowl Results:

Black: BV(5) H Jones
RV P Garrett
Blue: BV(9) H "
RV P Rex Jones

Sooner Classic

Claremore, OK
Regional Meet
Nov 21-23, 2003

Total Cochins: 70
Total Bantams: 55
Total Standards: 15

Judges(s): Danny Williamson

Overall Champion: Blk H, Btm, James Garrett

BB Btm: Blk H James Garrett (Super
Grand Champion of Show)
RB Btm: Blk C Donald Holt
BB Std: Blk P James Garrett (Reserve
Champion Large Fowl)
RB Std: Blk K James Garrett

Bantam Results:

Black: BV(23) H Garrett
RV C Holt
White: BV(25) P Fred McGehee
RV C "
Buff: BV(7) K "
RV H Holt

Large Fowl Results:

Black: BV(7) P Garrett
RV K "
Blue: BV(8) H "
RV P "

Upper Cumberland Fancy Feather

Cookeville, TN
Regional Meet
Dec 13, 2003

Total Cochins: 26
Total Bantams: 26

Judges(s): W. G. Burton

BB Btm: Blk H Tim & Sandra Baldwin
(Champion Featherleg)
RB Btm: Wht P Hatchmore Poultry

Bantam Results:

Black: BV(11) H Baldwin
RV C "
White: BV(11) P Hatchmore
RV K "
Buff: BV(1) ? Jason Langford
Barred: BV(3) K Marty McMahan

RV K "

Saulk Trail Poultry Club

Hillsdale, MI
Regional Meet
Sept 6, 2003

Total Cochins: 54
Total Bantams: 47
Total Standards: 7

Judges(s): Earl Jones

Overall Champion: Blk H, Btm, Kim & Kendra Aldrich

BB Btm: Blk H Kim & Kendra Aldrich
(Reserve Featherleg)
RB Btm: White C Kim & Kendra Aldrich
BB Std: Blk P Rick Bond (Reserve Asiatic)
RB Std: Wht H Terry Choate

Bantam Results:

Black: BV(6) H Aldrich
RV C "
White: BV(7) C "
RV H "
Buff: BV(11) H Bill Patterson
RV K "
Blue: BV(4) C J. P. Lawrence
RV K Gary & Kay Booth
Columbian: BV(6) H Dave West
RV C "
Birchen: BV(4) H Linda Tobia
RV K Booth

Large Fowl Results:

Black: BV(5) P Bond
RV H Lewis Cunningham
White: BV(1) H Terry Choate
Buff: BV(1) H Stuart Love

Tri Cities 12th Annual

Muscle Shoals, AL
Regional Meet
Feb 7, 2004

Total Cochins: 65
Total Bantams: 61
Total Standards: 4

Judges(s): Tim Clanton

Overall Champion: Blk P, Btm, Sonny Purser

BB Btm: Blk P Sonny Purser (Reserve
Champion of Show)
RB Btm: Wht K Sonny Purser
BB Std: Blue P Amanda Harville
RB Std: Blue C Amanda Harville

Bantam Results:

Black: BV(22) P Purser
RV H "
White: BV(18) K "
RV P "
Buff: BV(4) P Donald Holt
RV P "
Blue: BV(5) P "
RV K "
Mottled: BV(2) P Marty McGuire
RV P "

Large Fowl Results:

Black: BV(2) C Jon Harville
RV H "
White: BV(2) P A. Harville
RV C "

Northeast Poultry Congress

Springfield, MA
Regional Meet
January 17-18, 2004

Total Cochins: 57
Total Bantams: 46
Total Standards: 11

Judges(s): Don Nelson

Overall Champion: Not selected

BB Btm: Wht K Bill Sirrine
RB Btm: Wht P Donna Lamb
BB Std: Wht H Kay St. Amour
RB Std: Blk H Kay St. Amour

Champion Junior Cochins: Blk K, Btm, Sara Orlowski (Overall Junior Show Champion)
Reserve Junior Cochins: Blk C, Lrg, Sara Orlowski (Reserve Junior Large Fowl)

Bantam Results:

Black: BV(15) H Jamie Matts
RV P "
White: BV(16) K Sirrine
RV P Lamb
Buff: BV(9) K Bill Ziehm
RV P Dorothy Dickinson
Blue: BV(2) H Ken Johnson
RV C "
Mottled: BV(2) H Matts
RV H Alice Grimsley
Brown Red: BV(1) H Matts
Birchen: BV(1) K Avril Clapp

Large Fowl Results:

Black: BV(2) H St. Amour
RV H "
White: BV(3) H "
RV K "
Partridge: BV(6) H S & S Poultry -
Thibault
RV C "

Hart County Bantam Club

Hartwell, GA
Regional Meet
Dec 13, 2003

Total Cochins: 36
Total Bantams: 36

Judges(s): Marty McGuire

BB Btm: Blk H Otes Ray Sr. (Champion
Featherleg)
RB Btm: Mott H Mike & Judy Gantt

Bantam Results:

Black: BV(13) H Ray
RV P Rocky Hughey
White: BV(6) P Gantt
RV K Ray
Buff: BV(10) P Doug & Theresa
Bishop
RV K "
Blue: BV(2) H Steve Porter
RV H "
Mottled: BV(5) H Gantt
RV H "

wh
9 pts

not there

Meet Results

North Louisiana Poultry Show

Haynesville, LA
Regional Meet
March 13, 2004

Total Cochins: 41
Total Bantams: 35
Total Standards: 6

Judges(s): Terry Britt, Dwayne Ballard

Overall Champion: Blk C, Btm, Donald Holt

BB Btm: Blk C Donald Holt
RB Btm: Blk H Robert Rhodes
BB Std: Blk P Melvin McConnell
RB Std: Blue P Melvin McConnell

Bantam Results:

Black: BV(24) C Holt
RV H Rhodes
White: BV(8) C Paul Buccella
RV C "
Blue: BV(3) K Holt
RV P "

Large Fowl Results:

Black: BV(2) P McConnell
RV C "
Splash: BV(2) K "
RV P "
Blue: BV(2) P "
RV K "

Greater California

Fresno, CA
Regional Meet
Feb 21, 2004

Total Cochins: 81
Total Bantams: 64
Total Standards: 17

Judges(s): John Monaco

Overall Champion: Blk C, Btm, Mary Hoyt

BB Btm: Blk C Mary Hoyt
RB Btm: Wht H Doris Vosburg
BB Std: Blk K Doris Vosburg
RB Std: Blue H Doris Vosburg

Bantam Results:

Black: BV(19) C Hoyt
RV H Joy Beckham
White: BV(12) H Vosburg
RV H "
Buff: BV(2) H Hoyt
RV C "
Blue: BV(3) P Vosburg
RV P Beckham
Mottled: BV(2) H "
RV K "
Splash: BV(1) C Hoyt
Partridge: BV(4) P Vosburg
RV H "
Barred: BV(5) H Vosburg
RV C James Homer
Birchen: BV(8) K Vosburg
RV C Homer
Gold Laced: BV(2) C Melisa Brown
RV H Marshall Brown
Red: BV(4) H Barca Poultry
RV H "

Large Fowl Results:

Black: BV(6) K Vosburg
RV H "
Blue: BV(4) H "
RV H Walter Douglas
Buff: BV(5) H Barca
RV H Vosburg
Partridge: BV(2) H Kristy Pahel
RV H "

Carpet City (Double Show)

Dalton, GA
Regional Meet
March 13, 2004

Total Cochins: 25
Total Bantams: 25

Judges(s): Tommy Inman, Dwayne Jonas

1st Show

BB Btm: Wht H Tim & Sandra Baldwin
RB Btm: Wht C Tim & Sandra Baldwin

2nd Show

BB Btm: Blk H Tim & Sandra Baldwin
RB Btm: Blk P Tim & Sandra Baldwin

Bantam Results:

1st Show

Black: BV(18) H Baldwin
RV C "

White: BV(5) H "
RV C "

Mottled: BV(2) H Marty McMahan
RV K "

2nd Show

Black: BV(18) H Baldwin
RV P "

White: BV(5) P "
RV C "

Mottled: BV(2) H Marty McMahan
RV K "

Smoke Valley Poultry Show

Huthinson, KS
Regional Meet
March 13, 2004

Total Cochins: 37
Total Bantams: 23
Total Standards: 14

Judges(s): Paul Montieth

Overall Champion: Blk H, Btm, Gerald Church

BB Btm: Blk H Gerald Church (Reserve Featherleg)

RB Btm: Blk H Neumann Poultry (Best Junior Featherleg)

BB Std: Blk H Gerald Church (Champ Asiatic)

RB Std: Blk H Gerald Church

Bantam Results:

Black: BV(13) H Church
RV H Neumann

Buff: BV(7) H Church
RV H "

Blue: BV(1) H Mikael Englund

Mottled: BV(1) P "
Blk Friz: BV(1) H Brandon Englund

Large Fowl Results:

Black: BV(12) H Church
RV H "
Blue: BV(1) H Jonny Mullen
Partridge: BV(1) H "

Smoke Valley Poultry Show

Huthinson, KS (2nd Show)
Regional Meet
March 13, 2004

Total Cochins: 37
Total Bantams: 23
Total Standards: 14

Judges(s): Troy LaRoche

Overall Champion: Blk H, Btm, Gerald Church

BB Btm: Blk H Gerald Church (Reserve Featherleg)

RB Btm: Blk H Jacob Kelley (Reserve Junior Featherleg)

BB Std: Blk H Gerald Church (Reserve Asiatic)

RB Std: Blk C Gerald Church

Bantam Results:

Black: BV(13) H Church
RV H Kelley

Buff: BV(7) H Church
RV H "

Blue: BV(1) H Mikael Englund

Mottled: BV(1) P "
Blk Friz: BV(1) H Brandon Englund

Large Fowl Results:

Black: BV(12) H Church
RV C "
Blue: BV(1) H Jonny Mullen
Partridge: BV(1) H "

Humboldt Poultry Fanciers

Eureka, CA
Regional Meet
Feb 14-15, 2004

Total Cochins: 32
Total Bantams: 26
Total Standards: 6

Judges(s): Dave Anderson, Gary Agajanian

Overall Champion: not selected

BB Btm: Blk C Summer Shain
RB Btm: Blk H Chelsea Van Dixon
BB Std: Blk H Summer Shain (Reserve Asiatic, Ch. Junior Asiatic)
RB Std: Blk H Summer Shain

Champion Junior Cochins: Blk C, Btm, Summer Shain (Champion Landfowl by a Junior)
Reserve Junior Cochins: Blk H, Btm, Chelsea Van Dixon

Bantam Results:

Black: BV(9) C Shain
RV H Van Dixon

White: BV(5) C Grant Kutch
RV H "

Blue: BV(4) H Shain
RV K Don & Linda Park

Mottled: BV(6) H Shain
RV H Misty Calvo

Partridge: BV(1) H Dan Thurston
Birchen: BV(1) C "

Large Fowl Results:

Black: BV(5) H Shain
RV H "
White: BV(1) P Ash Briggs

Florida Sunshine Classic

Lake City, FL
Regional Meet
Jan 10-11, 2004

Total Cochins: 82
Total Bantams: 44
Total Standards: 38

Judges(s): not listed

Overall Champion: not listed

BB Btm: Blk K Tim & Sandra Baldwin
RB Btm: Blk H John Thyssen
BB Std: Blue H Jerry & Beth Smith
RB Std: Blk P Jerry & Beth Smith

Bantam Results:

Black: BV(18) K Baldwin
RV H Thyssen

White: BV(17) H Baldwin
RV P "

Blue: BV(1) K Thyssen

Mottled: BV(8) H Thyssen
RV H Mike & Judy Gant

Large Fowl Results:

Black: BV(23) P Smith
RV H "

White: BV(3) H St. Amour
RV P "

Splash: BV(5) K Smith
RV P "

Blue: BV(5) H Smith
RV P "

Lemon Blue: BV(2) P Freddie Brown
RV K "

Northern NE Bantam Club and

Central Maine Bird Fanciers

Combined Show

Windsor, ME
Regional Meet
May 25, 2003

Total Cochins: 40
Total Bantams: 39
Total Standards: 1

Judges(s): Jerry Yeaw

Overall Champion: Blk H, Btm, M & A Brann

BB Btm: Blk H M & A Brann
RB Btm: Blue P Norman Rau
BB Std: Blk H Kyle Yacobucci

Bantam Results:

Black: BV(7) H Brann
RV P Norm Rau

White: BV(12) C William Serrine
RV H "

Buff: BV(12) K Robert Hawes
RV P Donna Lamb

Blue: BV(6) P N. Rau
RV H "

Mottled: BV(2) H "
RV P Karl Rau

Large Fowl Results:

Black: BV(1) H Yacobucci

Missouri State Poultry Assn

Sedalia, MO
Regional Meet
Apr 17, 2004

Total Cochins: 115
Total Bantams: 54
Total Standards: 61

Judges(s): Phillip Sizemore

Overall Champion: Blk H, Btm, Ken & Bernita Miller

BB Btm: Blk H Ken & Bernita Miller
RB Btm: Blk H Ken & Bernita Miller
BB Std: Blk H Gerald Church
RB Std: Blk H Gerald Church

Champion Junior Cochins: Blk C, Btm, Scottie McDougal
Reserve Junior Cochins: Blk C, Lrg, Scottie McDougal

Bantam Results:

Black: BV(14) H Miller
RV H "

White: BV(2) P "
RV P "

Buff: BV(10) P Church
RV K Richard Rieken

Partridge: BV(1) P Anna May Carlson

Mottled: BV(5) C Miller
RV P "

Barred: BV(9) H Miller
RV K "

Columbian: BV(1) C Reiken

Birchen: BV(1) C "
Sil Laced: BV(3) P Carlson
RV H "

Large Fowl Results:

Black: BV(20) H Church
RV H "

Blue: BV(11) P Kim Cash
RV H Rex Nelson

Buff: BV(8) P Church
RV K "

Partridge: BV(15) K Buttram poultry
RV P "

Splash: BV(6) C Cash
RV H "

Barred: BV(1) H Angela Stanley

Meet Results

Peach State Poultry Fanciers

Commerce, GA
District Meet
Jan 17, 2004

Total Cochins: 94
Total Bantams: 77
Total Standards: 17

Judges(s):

Overall Champion: Blk H, Lrg, Beth and Jerry Smith (*Champion Large Fowl & Reserve Champion of Show*)

BB Btm: Blk K Otes Ray
RB Btm: Wht P Tim & Sandra Baldwin
BB Std: Blk H Beth and Jerry Smith
RB Std: Blk K Beth and Jerry Smith

Bantam Results:

Black: BV(29) K Otes Ray
RV C Baldwin
White: BV(26) P "
RV K Jimmie Currens
Buff: BV(10) C Doug & Theresa Bishop
RV P "
Blue: BV(2) P Steve Porter
RV P "
Mottled: BV(10) H Judy Gantt
RV P "

Large Fowl Results:

Black: BV(5) H Smith
RV K "
Blue: BV(5) K "
RV P "
Splash: BV(5) K "
RV P "

S.E. Oklahoma Poultry Club

Idabel, OK
Regional Meet
Nov 1, 2003

Total Cochins: 44
Total Bantams: 26
Total Standards: 18

Judges(s): Melody Jonas

Overall Champion: Blk K, Btm, Bill Hopkins

BB Btm: Blk K Bill Hopkins (*Best Featherleg*)
RB Btm: Blk P Bill Hopkins (*Reserve Featherleg*)
BB Std: Blk H Steve Jones (*Champion Large Fowl*)
RB Std: Blk P James W. Garrett (*Reserve Asiatic*)

Bantam Results:

Black: BV(20) K Hopkins
RV P "
White: BV(6) H Coy Flanagan
RV P "

Large Fowl Results:

Black: BV(8) H Jones
RV P Garrett
Blue: BV(9) H "
RV H "
Buff: BV(1) H Jones

Nova Scotia Purebred Poultry

Truro, Nova Scotia
Regional Meet
October 25-26, 2003

Total Cochins: 32
Total Bantams: 25
Total Standards: 7

Judges(s): Erik Nelson, Rico Sebastianelli

Overall Champion: Blk P, B, Alan Hamilton

BB Btm: Blk P Alan Hamilton
RB Btm: Wht K Alan Hamilton
BB Std: Buff P Stewart Bleakney
RB Std: Blk H Charisea Fisk

Bantam Results:

Black: BV(18) P Hamilton
RV K "
White: BV(7) K "
RV C Willis & Carrol Steeves

Large Fowl Results:

Black: BV(2) H Fisk
RV H "
White: BV(2) H "
RV H "
Buff: BV(3) P Bleakney
RV P "

Guil-Rand Fowl Fanciers

Greensboro, NC
Regional Meet
April 17, 2004

Total Cochins: 56
Total Bantams: 55
Total Standards: 1

Judges(s): Wil Burton

Overall Champion: Blk H, Btm, Otes Ray

BB Btm: Blk H Otes Ray
RB Btm: Wht K Mike & Judy Gantt
BB Std: Blue K Andy Marsinko
RB Std: N/A

Bantam Results:

Black: BV(8) H Ray
RV K Gantt
White: BV(12) K Gantt
RV C "
Buff: BV(10) K D & T Bishop
RV P "
Blue: BV(2) C Joe Hodgins
RV P "
Mottled: BV(10) H Gantt
RV H "

Large Fowl Results:

Blue: BV(1) K Marsinko

Cocke County

Newport, TN
Regional Meet
May 1, 2004

Total Cochins: 42
Total Bantams: 42

Judges(s): Wil Burton

BB Btm: Blk C Mike & Judy Gantt
RB Btm: Mott H Mike & Judy Gantt

Bantam Results:

Black: BV(17) C Gantt
RV C Glen Loy
White: BV(10) C Gantt
RV K "
Buff: BV(2) H James Murchison
RV H "
Mottled: BV(5) H Gantt
RV P "

Dixie Challenge

Thomson, GA
Regional Meet
March 20, 2004

Total Cochins: 50
Total Bantams: 44
Total Standards: 6

Judges(s): Tim Bowles

Overall Champion: Wht C, Btm Mike & Judy Gantt

BB Btm: Wht C Mike & Judy Gantt
RB Btm: Mott H Mike & Judy Gantt
BB Std: Blk H Tonya Barkley
RB Std: 2nd Blk H Tonya Barkley

Bantam Results:

Black: BV(10) P Gantt
RV K Tim Byess
White: BV(10) C Gantt

Blue: RV K "
BV(2) C Thomas Master
RV H "
Mottled: BV(10) H Gantt
RV H "
Brown Red: BV(6) P Chuck Hagler
RV P "
Birchen: BV(6) P "
RV K "

Large Fowl Results:

Black: BV(2) H Barkley
RV H "
Splash: BV(2) K "
RV P "
Barred: BV(2) K "
RV P "

Forsyth Fowl Fanciers

Winston-Salem, NC
Regional Meet
March 27, 2004

Total Cochins: 46
Total Bantams: 40
Total Standards: 6

Judges(s): Frank Harris

Overall Champion: Blk K, Btm, John Burgess

BB Btm: Blk K John Burgess
RB Btm: Wht C Judy Gantt
BB Std: Blk P Jerry & Beth Smith
RB Std: Blue K Jerry & Beth Smith

Bantam Results:

Black: BV(13) K Burgess
RV P "
White: BV(10) C Gantt
RV K "
Buff: BV(1) H Sam Wade
Mottled: BV(10) H Gantt
RV H "
Brown Red: BV(6) P Chuck Hagler
RV K "

Large Fowl Results:

Black: BV(2) P Smith
RV P "
Blue: BV(4) K "
RV P "

Upper Cumberland Fancy Feather

Cookeville, TN
Regional Meet
April 10, 2004

Total Cochins: 45
Total Bantams: 45

Judges(s): Tim Clanton

BB Btm: Mott H Mike & Judy Gantt
RB Btm: Blk P Brian Caraker

Bantam Results:

Black: BV(6) P Caraker
RV K Gantt
White: BV(21) K Jimmie Currens
RV P Gantt
Buff: BV(1) C Jason Langford
Mottled: BV(12) H Gantt
RV H "
Barred: BV(1) H Matt John
Wht Friz: BV(1) C Earl Hammock
Blue Friz: BV(1) H Bailey's Birds
Black Friz: BV(1) C "

South Arkansas Poultry Club

El Dorado, AR
District Meet
April 3, 2004

Total Cochins: 26
Total Bantams: 26

Judges(s): Pat Malone, Phil Bartz

BB Btm: Blk H Robert Rhodes (*Champion of the Show*)
RB Btm: Blk C Robert Rhodes

Bantam Results:

Black: BV(19) H Rhodes
RV C "
Buff: BV(5) H Donald Holt
RV C "
Mottled: BV(2) H Frankie Harper
RV C "

Fraser Valley Poultry Club

Abbotsford, BC
Regional Meet
October 25-26, 2003

Total Cochins: 16
Total Bantams: 12
Total Standards: 4

Judges(s): Maralyn Novat, Larry Urban

Overall Champion: Wht P, Btm, Joe Mazur (*Super Grand Champion of Show*)

BB Btm: Wht P Joe Mazur
RB Btm: 2nd Wht P Joe Mazur
BB Std: Part H L Nickals
RB Std: Part H L Nickals

Bantam Results:

Black: BV(2) H Ted Puchelak
RV C "
White: BV(10) P Mazur
RV P "

Large Fowl Results:

Buff: BV(1) H Nickals
Partridge: BV(3) H "
RV H "

Vernon Poultry & Pigeon Club

Vernon, BC
Regional Meet
Feb 8, 2004

Total Cochins: 18
Total Bantams: 18

Judges(s): Vern Sorenson

BB Btm: Blk P Joe Mazur
RB Btm: Wht K Joe Mazur

Bantam Results:

Black: BV(5) P Mazur
RV H "
White: BV(6) K "
RV C "
Blue: BV(2) P "
RV P "
Mottled: BV(5) H "
RV H "

Vernon Poultry & Pigeon Club

Vernon, BC
Regional Meet
Feb 9, 2003

Total Cochins: 51
Total Bantams: 51

Judges(s): Heather Hayes

BB Btm: Blk H Joe Mazur (*Show Champion*)
RB Btm: Wht K Joe Mazur

Bantam Results:

Black: BV(18) H Mazur
RV C "
White: BV(13) K "
RV K "
Splash: BV(3) K "
RV H "
Blue: BV(7) K "
RV K "
Mottled: BV(10) H "
RV K "

Meet Results

Salmon Arm Fall Fair Salmon Arm, BC Regional Meet Sept 15-18, 2003

Total Cochins: 17
Total Bantams: 17

Judges(s): Rico Sebastianelli

BB Btm: Wht P Joe Mazur
RB Btm: Wht P Joe Mazur

Bantam Results:

Black: BV(6) H Mazur
RV K "
White: BV(10) P "
RV P "
Mottled: BV(1) C "

Washington Feather Fanciers Chehalis, WA Regional Meet Dec 13-14, 2003

Total Cochins: 67
Total Bantams: 61
Total Standards: 6

Judges(s): Dave Anderson, Frank Joseph

Overall Champion: Wht K, Btm, Joe Mazur
(Super Grand Champion of Show)

BB Btm: Wht K Joe Mazur
RB Btm: Wht P Joe Mazur (Res FL)
BB Std: Blk H Heidi Hylkema (Res Asiatic)
RB Std: Blk H Heidi Hylkema

Bantam Results:

Black: BV(14) H Mazur
RV P Sheryl Butler
White: BV(22) K Mazur
RV P "
Buff: BV(2) K Ed & Marjorie Best
RV P "
Blue: BV(5) C Mazur
RV K Hylkema
Mottled: BV(4) P Mazur
RV P "
Red: BV(3) P Emily Farrar
RV C "
Blue Mott: BV(2) H Hylkema
RV C "
Wht Friz: BV(9) P Butler

Large Fowl Results:

Black: BV(3) H Hylkema
RV H "
Blue: BV(1) C "
Buff: BV(2) P Kenton Farrar
RV K "

Shenandoah Valley Poultry Club Woodstock, VA Regional Meet April 18, 2004

Total Cochins: 53
Total Bantams: 41
Total Standards: 12

Judges(s): Glen See

Overall Champion: Blk H, Btm, John Burgess

BB Btm: Blk H John Burgess
RB Btm: Blk K John Burgess
BB Std: Blk H Daniel Dysart
RB Std: Part C Rich Barczewski

Bantam Results:

Black: BV(16) H Burgess
RV K "
White: BV(2) C Jimmie Spady
RV K Dwyer/Ryan
Buff: BV(2) C Dysart
RV H "
Blue: BV(2) K Dwyer/Ryan
RV H "
Mottled: BV(6) H Dysart
RV H Andy Marsinko
Brown Red: BV(7) K Chuck Hagler
RV P "
Birchen: BV(1) C Dwyer/Ryan
Wht Friz: BV(3) C " (Best Frizzle)

RV C Spady
Splash Friz: BV(1) C "
Mott Friz: BV(1) C " (Reserve Frizzle)

Large Fowl Results:

Black: BV(5) H Dysart
RV K Vernie Leninger
Partridge: BV(5) C Barczewski
RV H "
Blue: BV(2) H Dwyer/Ryan
RV K Marsinko

Montana Poultry Fanciers Billings, MT Regional Meet April 24-25, 2004

Total Cochins: 103
Total Bantams: 82
Total Standards: 21

Judges(s): Don Nelson, Jim Sailee

Overall Champion: Blk H, Lrg, Gerald Church
(Reserve Champion Large Fowl)

BB Btm: Blk K John Henderson
RB Btm: Wht H Dottie Truedson
BB Std: Blk H Gerald Church
RB Std: Blk H Heidi Hylkema

Champion Junior Cochin: Wht P, Btm, Emilie Albritton
Reserve Junior Cochin: Wht K, Btm, Emilie Albritton

Bantam Results:

Black: BV(38) K Henderson
RV H Pat Lacey
White: BV(29) H Truedson
RV K Sue Rutherford
Buff: BV(7) H Church
RV K "
Blue: BV(2) C Hylkema
RV H Ed & Marjorie Best
Mottled: BV(1) C D. L. Alderson
Splash: BV(2) C Hylkema
RV H "

Large Fowl Results:

Black: BV(15) H Church
RV H Hylkema
Buff: BV(6) P Church
RV K "

Kentuckiana Poultry Charlestown, IN Regional Meet May 15, 2004

Total Cochins: 42
Total Bantams: 31
Total Standards: 11

Judges(s): Marty McGuire

Overall Champion: not selected

BB Btm: Mott H Matt McCammon (Reserve Featherleg)
RB Btm: Blue H Sandy Isler
BB Std: Blk P Rick Bond
RB Std: Mott P Matt McCammon

Bantam Results:

Black: BV(15) K McCammon
RV H Bobby Wollam
White: BV(5) K R. L. Harrelson
RV K "
Blue: BV(3) H Isler
RV H Harrelson
Mottled: BV(5) H McCammon
RV P "
Birchen: BV(1) K "
Gold Laced: BV(2) H Dan Harlow
RV C "

Large Fowl Results:

Black: BV(3) P Bond
RV P Ricky Harm
White: BV(1) ? Martin & EmmaJean
Pitts
Barred: BV(2) ? "
RV ? "
Partridge: BV(2) C "

RV H "
Mottled: BV(1) P McCammon
Red: BV(2) C Dennis Gibson
RV H "

Dayton Fancy Feather

Greenville, IL
Regional Meet
April 24-25, 2004

Total Cochins: 57
Total Bantams: 47
Total Standards: 10

Judges(s): Tim Bowles

Overall Champion: not selected

BB Btm: Blk C Diana Delaney
RB Btm: Blue H Sandy Isler
BB Std: Wht H Kay St. Amour
RB Std: Blk H Mike Deaton

Bantam Results:

Black: BV(15) C Delaney
RV ? "
White: BV(2) ? Ed & Joan Nave
RV ? "
Buff: BV(11) ? Don Juenke
RV ? "
Blue: BV(5) H Isler
RV ? Kay and Gary Booth
Mottled: BV(6) ? Matt McCammon
RV ? "
Splash: BV(2) ? Amanda Nave
RV ? "
Brown Red: BV(1) ? Matt McCammon
Birchen: BV(5) ? Booth
RV ? "

Large Fowl Results:

Black: BV(5) H Deaton
RV C "
White: BV(1) H St. Amour
Partridge: BV(4) ? Deaton
RV ? "

Gateway Poultry Club Bloomington, IN Regional Meet April 17, 2004

Total Cochins: 41
Total Bantams: 36
Total Standards: 5

Judges(s): Tim Bowles, Phil Bartz

Overall Champion: not selected

BB Btm: Blue H Sandy Isler
RB Btm: Mott P Matt McCammon
BB Std: Blk P Rick Bond
RB Std: Mott P Matt McCammon

Bantam Results:

Black: BV(13) P Fred Abbott
RV H Bob Jones
Buff: BV(13) P Abbott
RV P "
Blue: BV(1) H Isler
Mottled: BV(5) P McCammon
RV H "
Partridge: BV(1) K "
Brown Red: BV(1) K "
Birchen: BV(1) K "
Blk Friz: BV(1) H Curtis Beck

Large Fowl Results:

Black: BV(4) P Bond
RV H Tracy Winegardner
Mottled: BV(1) P McCammon

Red Hill Bantam Club

Mt. Carmel, IL
Regional Meet
May 1-2, 2004

Total Cochins: 48
Total Bantams: 45
Total Standards: 3

Judges(s): Don Karasek

Overall Champion: not selected

BB Btm: Wht C Jimmie Currens (Best Featherleg)
RB Btm: Mott H Robert Carothers (Res Featherleg)
BB Std: Blk K Robert Carothers
RB Std: Blk P Rick Bond

Bantam Results:

Black: BV(13) H McCammon
RV K "
White: BV(18) C Currens
RV P "
Buff: BV(7) P Fred Abbott
RV H Don Juencke
Blue: BV(1) H Sandy Isler
Mottled: BV(6) H Carothers
RV P McCammon
Blk Friz: BV(1) C Triple P Ranch

Large Fowl Results:

Black: BV(3) K Carothers
RV P Bond

The Windsor Spring Show

Windsor, NS
Regional Meet
April 17, 2004

Total Cochins: 15
Total Bantams: 13
Total Standards: 2

Judges(s): Jamie Carson

Overall Champion: Blk C, Btm, Alan Hamilton

BB Btm: Blk C Alan Hamilton
RB Btm: Blk C Alan Hamilton
BB Std: Part C Mark Money
RB Std: Part H Mark Money

Bantam Results:

Black: BV(5) C Hamilton
RV C "
White: BV(8) H "
RV H "

Large Fowl Results:

Partridge: BV(2) C Money
RV H "

Prince Edward Island Spring Show

Charlottetown, PEI
Regional Meet
May 22-23, 2004

Total Cochins: 14
Total Bantams: 14

Judges(s): Gerald Donnelly

BB Btm: Blk C James Butler
RB Btm: Blk H James Butler

Bantam Results:

Black: BV(6) C Butler
RV H "
White: BV(8) C Trevor MacDonald
RV H Butler

Buffalo and Western NY

Hamburg, NY
Regional Meet
May 16, 2004

Total Cochins: 62
Total Bantams: 58
Total Standards: 4

Judges(s): Troy Laroche, James Carson

Overall Champion: not selected

BB Btm: Wht H Bruce Robinson
RB Btm: Blk H Allison Liedke
BB Std: Blk C S. R. Powell
RB Std: Mott H Yobst Family

Bantam Results:

Black: BV(7) H Liedke
RV H Yobst Family
White: BV(19) H Robinson

Meet Results

Buff: RV H *
 BV(4) K Bill Ziehm
 RV ? *
 Blue: BV(5) H Yobst
 RV C Richard Lang
 Mottled: BV(1) H Liedke
 Columbian: BV(7) C Robinson
 RV H "

Large Fowl Results:

Black: BV(2) C S. R. Powell
 Partridge: BV(1) C Yobst
 Mottled: BV(1) H "

Dairyland Classic

Richland Center, WI
 Regional Meet
 June 5, 2004

Total Cochins: 51
 Total Bantams: 45
 Total Standards: 6

Judges(s): Earl Jones

Overall Champion: Blk C, Btm, Mark & Larry Peterson (*Champion Featherleg*)

BB Btm: Blk C Mark & Larry Peterson
 RB Btm: Wht P Pat Lacey
 BB Std: Wht H Ronna Lefebber
 RB Std: Wht C Ronna Lefebber

Bantam Results:

Black: BV(16) C Peterson
 RV H Lacey
 White: BV(4) P Lacey
 RV H "
 Buff: BV(2) C Peterson
 RV H "
 Blue: BV(6) H Jake Hendzel
 RV H "
 Partridge: BV(1) H Floyd & Cheri Stees
 Blue Friz: BV(6) P Jake Hendzel
 Blk Friz: BV(10) P "

Large Fowl Results:

White: BV(5) H Lefebber
 RV C "
 Blue: BV(1) H Larry LaGesse

Southern Ohio Poultry Assn.

Lucasville, OH
 Regional Meet
 May 29-30, 2004

Total Cochins: 55
 Total Bantams: 46
 Total Standards: 9

Judges(s): Jerry Yeaw

Overall Champion: not selected

BB Btm: Wht H Pat Lacey (*Reserve Show Champion*)
 RB Btm: Blk P Pat Lacey (*Res FL*)
 BB Std: Blk H Kay St. Amour
 RB Std: Wht H Kay St. Amour

Bantam Results:

Black: BV(36) P Lacey
 RV P "
 White: BV(?) H Lacey
 RV P "
 Blue: BV(4) H Jay Yobst
 RV C "
 Columbian: BV(1) P M. W. Jones
 Birchen: BV(1) C Rick Jandrey
 Blk Friz: BV(1) K Kevin Roy
 Blue Friz: BV(1) ? Yobst
 Wht Friz: BV(2) C "
 RV C "

Large Fowl Results:

Black: BV(4) H St. Amour
 RV P "
 White: BV(2) H "
 RV K "
 Blue: BV(2) H Brian Stewart
 RV C "
 Brown Red: BV(1) C Cpt Loft

Central Maine Bird Fanciers

Windsor, ME
 Regional Meet
 May 30, 2004

Total Cochins: 25
 Total Bantams: 24
 Total Standards: 1

Judges(s): Dwight Scott

Overall Champion: not selected

BB Btm: Blk P Norman Rau
 RB Btm: Wht K Bill Serrine
 BB Std: Part C Ray Canning

Bantam Results:

Black: BV(4) P N. Rau
 RV C Serrine
 White: BV(7) K "
 RV H N. Rau
 Buff: BV(8) K Robert Hawes
 RV P N. Rau
 Blue: BV(3) H "
 RV P "
 Mottled: BV(2) H "
 RV H Karl Rau

Large Fowl Results:

Partridge: BV(1) C Canning

III-MO

Highland, IL
 Regional Meet
 June 5, 2004

Total Cochins: 16
 Total Bantams: 16

Judges(s): Don Karasek

BB Btm: Mott H Matt McCammon
 RB Btm: Blk K Brad Jones

Bantam Results:

Black: BV(6) K Jones
 RV H McCammon
 White: BV(3) C Jones
 RV P "
 Blue: BV(2) H Pullman's Poultry
 RV C "
 Mottled: BV(5) H McCammon
 RV K "

Westmoreland Poultry Fanciers

Mutual, PA
 Regional Meet
 April 17, 2004

Total Cochins: 13
 Total Bantams: 11
 Total Standards: 2

Judges(s): Mike Wasylikowski

BB Btm: Wht P Jay Yobst
 RB Btm: Wht C Jay Yobst
 BB Std: Mott H Jay Yobst
 RB Std: Blk P Jay yobst

Champion Junior Cochins: Danielle Yobst, Blk Pullet
 Reserve Junior Cochins: Danielle Yobst, Blk Hen

Bantam Results:

Black Friz: BV(1) H Yobst
 White: BV(4) P "
 RV C "
 Buff: BV(1) P "
 Blue Friz: BV(1) C "
 Mottled: BV(1) C "
 Splash: BV(1) C "

Meaford

Meaford, Ontario
 Regional Meet
 May 26, 2003

Total Cochins: 20
 Total Bantams: 20

BB Btm: Mott H Hans Maas
 RB Btm: Not listed

Bantam Results:

Black: BV(8) H Jim Leaver
 RV C "
 Blue: BV(6) H Hans Maas
 RV C "
 Mottled: BV(6) H "
 RV C "

Colwyn Championship Showcase

Fergus, Ontario
 Regional Meet
 Sept 27, 2003

Total Cochins: 47
 Total Bantams: 19
 Total Standards: 28

Judges(s): Bill Shrum, Fred Kentner

Overall Champion: Blk C, Btm, Tim Homer

BB Btm: Blk C Tim Homer
 RB Btm: Wht C Mac-Harp Poultry
 BB Std: Wht H Liz Redshaw
 RB Std: Blk H Mac-Harp Poultry

Bantam Results:

Black: BV(6) C Tim Homer
 RV H "
 White: BV(3) C Mac-Harp
 RV H "
 Buff: BV(2) C Ed Thompson
 RV H "
 Blue: BV(2) H Bruce Hawkins
 RV C "
 Mottled: BV(2) C Quinton Petty
 RV ? "
 Gold Laced: BV(4) ? Liz Redshaw
 RV ? "

Large Fowl Results:

Black: BV(5) H Mac-Harp
 RV P "
 White: BV(9) H Redshaw
 RV P Mac-Harp
 Buff: BV(10) C Norm & Diane Tytler
 RV P "
 Partridge: BV(4) C Jean Homer
 RV H "

Royal Winter Fair

Toronto, Ontario
 Regional Meet
 Nov 7-16, 2003

Total Cochins: 34
 Total Bantams: 19
 Total Standards: 15

Judges(s): Jim McPhile, Michael Becker

Overall Champion: Blk P, Lrg, Mac-Harp Poultry

BB Btm: Blk P Dave Affleck
 RB Btm: Wht K Dave Affleck
 BB Std: Blk P Mac-Harp Poultry
 RB Std: Blk K Mac-Harp Poultry

Bantam Results:

Black: BV(5) P Afflect
 RV C James Mclwain
 White: BV(2) K Afflect
 RV P "
 Buff: BV(8) ? Trevor MacDonald
 RV ? "
 Blue: BV(4) C Afflect
 RV K Mclwain

Large Fowl Results:

Black: BV(2) P Mac-Harp
 RV K "
 Buff: BV(5) ? Luke Korcok
 RV ? "
 Partridge: BV(8) K Bill Braden
 RV H "

Central Illinois Poultry Club

Peoria, IL
 Regional Meet
 May 15, 2004

Total Cochins: 33
 Total Bantams: 30
 Total Standards: 3

Judges(s): Terry Britt, Don Karasek

Overall Champion: Blk K, Btm, Brad Jones

BB Btm: Blk K Brad Jones
 RB Btm: Wht C Brad Jones
 BB Std: Blk K Frank Yohn
 RB Std: Buff H Jody Phillips

Bantam Results:

Black: BV(17) K Jones
 RV H Trent Jackson
 White: BV(5) C Jones
 RV P LeGrand-Martin
 Buff: BV(2) C Kara Phillips
 RV H "
 Blue: BV(5) H Thomas Children Btms
 RV C "
 Blk Friz: BV(1) H "

Large Fowl Results:

Black: BV(1) K Yohn
 Buff: BV(2) ? Jody Phillips

PPBA 2004

Roseville, CA
 District Meet
 January 2004

Total Cochins: 110
 Total Bantams: 78
 Total Standards: 32

Overall Champion: Blk P, Btm, Bill McGee

BB Btm: Blk P Bill McGee
 RB Btm: 2nd Blk P Bill McGee
 BB Std: Blk H Barca Poultry
 RB Std: Blue H Schroeder & Paukert

Champion Junior Cochins: Blk H, Lrg, Summer Shain (*Champion Junior Asiatic*)

Bantam Results:

Black: BV(25) P McGee
 RV P "
 White: BV(7) K John Henderson
 RV H "
 Buff: BV(6) C Bryant & Blair Helvey
 RV H "
 Blue: BV(7) C "
 RV H Summer Shain
 Mottled: BV(7) H Monica Durden
 RV K "
 Birchen: BV(8) P Jay Smith
 RV K "
 Barred: BV(2) C Corrine Defreze
 RV C Katie Fields
 Splash: BV(2) C Mary Hoyt
 RV C "
 Partridge: BV(1) H Dan Thurston
 Red Friz: BV(1) C Jeffrey Defreze
 Mott Friz: BV(2) C Eileen McCallum
 RV H "
 Blk Friz: BV(5) C Justin Guadagnolo
 RV H Marta Kroger
 Birchen Friz: BV(3) C Dana Madden
 RV H Guadagnolo

Large Fowl Results:

Black: BV(8) H Barca Poultry
 RV H Summer Shain
 White: BV(2) H Barca Poultry
 RV H "
 Buff: BV(2) H "
 RV H "
 Partridge: BV(5) H "
 RV H "
 Blue: BV(10) H Schroeder/Paukert
 RV C "
 Silver Laced: BV(3) H Barca Poultry
 RV H "
 Barred: BV(2) H "
 RV H "
 Gold Laced: BV(2) H "
 RV H "