



Cochins International




Editor: Tom Roebuck Jr.

Established 1992

Volume 22, June 1, 2000

Northeast 2 District Meet


April 16, 2000, Harrington, Delaware (Editor Photos)



BV, BB, Champion Featherleg, Reserve
Champion Bantam, Black Hen,
Bred and Owned by Tom and Kathy
Roebuck Sr., Wallkill, NY



BV, BB Mottled Hen (Std)
Bred and Owned by Josh Minnich
New Tripoli, PA




BV White Cock
Bred and Owned by George and Ann
Edwards, South Boston, VA



BV Buff Cockerel
Bred and Owned by George and Ann
Edwards, South Boston, VA



BV Blue Pullet
Bred and Owned by Josh Minnich
New Tripoli, PA



BV Partridge Hen (Std)
Bred and Owned by
Kay St. Amour, Darlington, MD

Make Plans To Attend Our Nationals!!

Eastern National

Colwyn Championship Showcase
Colwyn Stables, East of Fergus, Ontario, Canada
(about 2 hours from Buffalo, NY)
September 24th, 2000

Western National

North Iowa Poultry Expo
North Iowa Fairgrounds, Mason City, IA
September 16-17, 2000



Cochins International



OFFICERS

PRESIDENT

Scott Adams
RR 1 Box 102 A
Litchfield, NE 68852
(308) 446-2379

VICE PRESIDENT

Dawn Ware
Cackle Valley Farm
11862 Roberson Spring Rd.
Loudon, TN 37774
(865) 458-2953

SECRETARY-TREASURER

Dennis Wollard
1913 Beau Bassin Rd.
Carencro, LA 70520
(318) 896-5442
E-mail: wollard@louisiana.edu

DIRECTORS

International

Bernice MacLaren
RR4 Stephens Bay
Bracebridge, ONT. P1L1X2 Canada
(705) 645-8163

West Central

Mark Peterson
RR1 Box 185
Amboy, MN 56010
(507) 674-3651

Northeast 1

Jamie Matts
RD 1 Box 48A, State Hwy 235
Harpursville, NY 13787
(607) 693-3433
E-mail: mattsjt@aol.com

Southeast

Otes Ray
315 Pearson St.
Blackburg, SC 29702
(864) 839-4508

Region:

Africa, Asia, Australia, Canada, Central America, Europe, South America

Region:

Iowa, Minnesota, Montana, Nebraska, North Dakota, South Dakota, Wyoming

Region:

Connecticut, Maine, Massachusetts, New York, Rhode Island, Vermont

Region:

Alabama, Georgia, Florida, Mississippi, North Carolina, South Carolina, Tennessee

Pacific

Bob Anderson
2691 SW Ek Rd.
West Linn, OR 97068
(503) 638-4302
E-mail: JBob101@worldnet.att.net

North Central

Brian Justice
33841 Hysell Run Rd.
Pomeroy, OH 45769
(740) 992-2927
E-mail: bjustice@eurekanet.com

Northeast 2

William D. Lewis
206 Lakeside Drive
Lewes, DE 19958
(302) 644-0467
E-mail: Bill.Lewis@intervet.akzonobel.nl

Southwest

Bernita Miller
27700 Smasal Rd.
Sedalia, MO 65301
(660) 829-0897
E-mail: bmiller@iland.net

Region:

Alaska, Arizona, California, Hawaii, Idaho, Nevada, Oregon, Utah, Washington

Region:

Illinois, Indiana, Kentucky, Michigan, Ohio, Wisconsin

Region:

Delaware, Maryland, New Jersey, Pennsylvania, Virginia, West Virginia

Region:

Arkansas, Colorado, Kansas, Louisiana, Missouri, New Mexico, Oklahoma, Texas

Editor and Points Chairman

Tom Roebuck Jr.
117 Village Ct.
Havelock, NC 28532
(252) 444-2415
E-mail: tomroebuck@surfnet1.net

Membership Chairman

Matt McCammon
Rt #2 Box 98M
Bloomfield, IN 47424
(812) 384-3777
E-mail: jacmac@custom.net

Directory Chairman

Jeff Ryan
19 Hyde Rd.
Gray, ME 04039
(207) 657-3606
E-mail: jdryan@javanet.com

The Cochins International Newsletter is published three (3) times per year.
Approximate printing dates are February 1, June 1, and October 1.
Send all submissions to the editor at least two weeks prior to the printing date.


Club questions and concerns regarding policy and all ballots should be sent to the *PRESIDENT*.
All show placement requests should be sent by the show secretary to the appropriate area *DIRECTOR*.
Material submitted for publication, show report and "Master Breeder" points questions and/or concerns should be sent to the *EDITOR and POINTS CHAIRMAN*.

Club Directory questions and information should be sent to the *DIRECTORY CHAIRMAN*.

Club Dues: \$10 Single/\$15 Family/\$7.50 Jr (Under 18)

Dues are due January 1st and membership runs from January 1st through December 31st of that year.
All inquiries regarding club membership and payment of dues should be sent to the *MEMBERSHIP CHAIRMAN*.

Website Address: <http://www.geocities.com/Petsburgh/Fair/7008/>



The President's Post:

This is the time of the year I really enjoy most, watching the young Cochins mature and trying to find the next potential champion. With the spring show season it appears that Cochins are winning their share of the top prizes. I attended three spring shows, the Cornhusker Poultry Club Show, in Crete, NE, the United Poultry Show, and I just got back from the South Iowa Show, which I have attended since 1962. The Cornhusker Poultry Show, Champion of Show was a really nice Black Bantam cock bird shown by Ken and Bernita Miller, from Sedalia, MO.

I just received my awards for the 1999 Cochins International Western National and they really look great. Our Vice President, Dawn Ware, has taken over the task of ordering and distributing the National plaques, and is really doing well. Tom Roebuck Jr., our Editor and Points Chairman has really dedicated his time for our club. I really appreciate his hard work and he definitely is keeping the club on the move. I know he makes my job look very easy.


The 2000 Western National meet for our club will be held at the North Iowa Fairgrounds, in Mason City, Iowa. The show dates are September 16th and 17th. They are having two shows on the same weekend. Our show will be the first show and the first show only. The show will be single decked. The judge for the Cochins will be Terry Britt from Oklahoma. Terry always does a nice job when handling the Cochins.

The 2000 Eastern National meet is at the Colwyn Championship Showcase, in Fergus, Ontario, Canada. The show date is September 24th. So far there is over \$950.00 in awards offered at this show. Contact Paul Homer ((519) 843-3459) for more information.

I am looking forward to seeing old friends and making many new Cochin friends this fall around the country. Let's all see how many new member we can get and try to give some helpful advice to new exhibitors. May we all have a great and enjoyable year with our Cochins in 2000.

Sincerely,
Scott Adams

Poultry Art



This Ben Austrian painting from 1908 of what looks to be a Light Brahma and some chicks brought \$27,500.00 at an auction in Mannheim, PA. And who says there is no money in chickens?! (article/photo sent in by John O. Burgess)

"MAKING DO"

By Terry Ingram

Many of us suffer the same problem as beginners in the poultry fancy. We attend a show, select the breed of choice, obtain the breeding stock and read or "pick up" the rudiments of breeding show stock. The birds are bred and eggs are on the way. Now what? Do we wait for a hen to "go broody" and set on the precious eggs, or do we spend the money on the equipment required to hatch and raise the young birds?

The convenience of a broody hen that will set, hatch and raise a brood of chicks cannot be beat by any machine. However, our hobby demands a better control over the process than Mother Nature is usually willing to provide. So out come the supply catalogs and the pocket book! For those like myself who are under the restraints of a budget, learn to "Make Do"!

Everything needed for raising chicks can be made at home. But I wouldn't recommend it! I have begun many a money saving project that evolved into an overpriced, odd-looking monstrosity that really didn't do as well as a store bought unit. Here are some suggestions on what can and cannot be improvised.

Buy an incubator. If you are just beginning, a Styrofoam, tabletop unit works well and is fairly cheap. Spend the extra money and get a forced air model (it has a fan that circulates the air for a more uniform temperature). Spend a little more, if you can, and get an automatic egg turner. I believe in spending money to avoid the mundane chores of an otherwise pleasurable pastime. Turning eggs twice a day isn't fun. If you already have one of these units, and have outgrown it, there are many models to choose from. Before you make the decision to spend several hundred bucks on a big, new incubator, think about what it will really do for you.

After the first year of hatching I realized that more egg capacity was needed. I set eggs about once a week, in groups of at least a dozen (but usually 20-30), depending on the output and climate. Eggs held too long tend to spoil in hot weather. I needed an incubator that would hold at least a three-week supply of eggs, or three separate, consecutive hatches. A cabinet model containing three turning shelves that will hold about 350 bantam eggs was chosen. I never have that many eggs at once, but the extra room makes it easy to separate several hatches into groups in any fashion I choose. The base price: \$400. I cannot justify a \$400 incubator to hatch about 100 chicks in a season that only lasts 2 or 3 months. Nine months out of the year the incubator sits idle.

Incubators are simple, reliable machines with easily replaceable parts. Trade magazines, state agriculture newsletters and "shoppers" are good sources to find used models. I purchased a very old unit for \$125. I disassembled it, repainted the woodwork and cleaned the components. For good measure, the heating element and thermostats were replaced. Total cost: under \$200.

Keep the old tabletop incubator. It works well as a hatcher. This prevents adjusting the humidity requirements in the big unit for the last three days of the incubation period.

Keep the old auto turner also. Plug it in and place it on a table, and use it to store eggs until they are set in the incubator. The eggs won't settle if they are turned during the waiting period. Keep spare parts on hand for both incubators. A thermostat wa-

(Continued on page 17)

Vice-President's Corner:

Cochin Brood Cocks


By Dawn Ware

My first experience with a Cochin cock caring for chicks occurred in Florida. I had decided to let one of my large Black hens incubate some eggs, and since our barn was small I really didn't have a place that I could separate the cock from the hen. The hen was an excellent mother and even allowed another hen to help in caring for the chicks.

I routinely went out to check on the chicks during the day and late evening. On the third or fourth evening after dark I made my trip out to the barn to see that all was well with the youngsters. Not seeing them, I expected the chicks to be under their mother or the other hen; but after checking both birds they were not found. I couldn't believe that in the two to three hours since I had last checked, something had gotten them. Why hadn't there been a commotion in the barn that would have indicated a predator? During my search I noticed that the sire of the chicks had bedded down close to the hens. Getting desperate, I thought, well; I'll just check him too. As I went to gently lift him, out popped two little heads, one from under each wing. I was amazed! Obviously during their settling for the night the chicks just crawled under the nearest body and made themselves comfortable. The cock was not the least bit disturbed by their presence. Where was my camera at a time like this?

Here in Tennessee I have had two more occasions to see the gentle parenting nature of the male Cochin. One experience occurred by accident and the other was planned. I had purchased a Black cock from Bob Carothers that seemed to have a strong attractions to chicks. Whenever he saw them he would call to them like he would call to a hen for a tasty morsel of some sort. I had some chicks that were 6 to 8 weeks old that I thought I would try him with. I turned him out on the lawn and then brought out five or six chicks. He immediately began talking to them and searching the grass

for bugs and other tidbits. As soon as he found something he began to cluck and call to them. At first the chicks weren't too sure about this Goliath, but the boldest went forward and took what he offered. Soon, all the chicks would stop what they were doing and run to him as soon as he called. He consistently fed them as long as I allowed them to be together.



Last year I had a group of 2 to 3 week old chicks in a pen near their sire, which was a cock from Bob Anderson. As I made my rounds one afternoon, I noticed a chick was missing, and heard chirping farther down the aisle. A couple of pens away I found the tiny chick in his sire's pen. How he got there I don't know. Incredibly he was alive and in one piece, considering he was hardly half the size of the cock's foot! The cock bird didn't seem to mind at all. In fact, as I watched, the chick grabbed his sire's wattle and tugged as hard as he could. The cock just closed his eyes and endured the torture.

As the chicks grew older I began allowing them to run with the cock a couple times a week. Of course I was always close by in case the male decided he had enough of the youngsters. The only aggressive move I ever saw the cock make was to one of the chicks after they were about 8 weeks old, to discipline it for pecking his comb. It was simply a quick peck on the head to let it know that behavior was not going to be tolerated anymore. Until that point, he would shake them off or walk away when they got too interested in his comb or wattles.

I found it very interesting that these males showed such strong parental instincts when a Cochin hen will run off chicks that she did not raise. Is the paternal caring nature of the Cochin male an inherent trait restricted to our breed or is this common among cocks of other breeds? If you have had similar or unusual experiences with your birds please share them with us!

Letter to the Editor:

From: Hans Maas (Baltimore, Ontario, Canada)

By means of this letter I would like to express my appreciation to the Officers, Directors, and Members of Cochins International in regards to running and guiding this club in a very informative and positive way.

Best wishes to all newly elected Officers and Directors, may you never lose your focus and objective, to promote our fascinating and rewarding hobby of breeding Cochins.

I would like to say a "BIG Thank you" to Bernice MacLaren, our International Director and all individuals involved in promoting Cochin exhibits in Canada.


To all of our friends in the U.S.A., on the subject of crossing the U.S./Canadian border with birds, the following is based on my own experience:

1. Call ahead of time, to make sure a Vet is on duty at the Border Crossing of your choice Monday to Friday between 8:00 am and 5:00 pm.
2. Make photocopies of all the required documents just in case the original gets lost.
3. Use only an accredited Federal Vet for the required Health Certificate.
4. Make absolutely sure the quantity of birds you take across agrees with what you are indicating on your paper work.

We have been working with our Pro-

vincial Department of Government to make border crossing with birds more accessible and easier, including crossing on weekends. It is a slow and drawn out process, so please stay within the required procedure.

Yours truly,
Hans Maas
Breeder and Exhibitor of Bantam
Cochins



MEMBERSHIP UPDATE


by Matt McCammon
Membership Chairman

Greetings fellow cochin fanciers! We should be celebrating a milestone in our history. We now have over 200 members! There has been a tremendous increase in membership since January. We had 50 members who did not choose to rejoin. However, new members more than made up for those losses.

The challenge before us now is to maintain this number by paying our dues on time for next year. If you would like to pay ahead for the next couple of years, go right ahead and send the payment to me. I will be sure to record it on the computer and you will not have to worry about it when the end of the year rolls around. Many have been doing this lately. This is also good for the club as it leads to more continuity.

With this rapid growth, I thought many directors and the general membership would be interested in seeing in which district these cochin fanciers reside. The info is as follows:

North Central: (Brian Justice)	41 members
Southwest: (Bernita Miller)	33 members
Northeast 1: (Jamie Matts)	31 members
Pacific: (Bob Anderson)	27 members
Northeast 2: (William Lewis)	23 members
Southeast: (Otes Ray)	20 members
International: (Bernice MacLaren)	17 members
West Central: (Mark Petersen)	10 members



You can check the front of the newsletter to see which states are included in each district. District directors may have more or fewer members on earlier lists that I sent to them. I have taken out unpaid members and added several since I sent any lists. Any director interested in a list of members can e-mail me and I'll sort through and send a list of names and addresses to you. For the general membership, knowing where many of the fanciers live and show may help you decide which areas of the country to show in or areas where birds might be found to purchase. The Great Lakes and the Northeast states are still havens for cochins, but there has been significant growth in the Pacific and Southwest districts.

I can't guarantee that the information shown is exact. I thought my eyes would cross looking through all the addresses! Good luck raising your young champions. When you show, speak positively of the club. If you sell birds to new fanciers, offer to pay their membership for a year. This will insure a healthy and vibrant club for years to come!

From Your Secretary:

It is never too early to mail in your dues, but for our Canadian and overseas members please keep this in mind: We need your dues payments mailed in with an International Money Order made out in U. S. dollars. The local bank will not honor personal checks from outside the U.S. I have to have the checks converted to U.S. dollars at a different bank and each transaction like this costs \$20.00. As some of you know I usually send personal checks back, but a couple slipped through as you can see from the Treasurer's Report. Thanks,

Dennis



REMEMBER TO CHECK YOUR MAILING LABEL TO SEE WHEN YOUR DUES EXPIRE.

TREASURER'S REPORT:

12/22/99 forward	\$1249.05
01/04/00 Deposit \$340.00.....	\$1589.05
01/18/00 ck 179 \$109.00 (National Trophies)...	\$1480.05
01/28/00 Deposit \$215.00.....	\$1695.05
02/25/00 Deposit \$305.00.....	\$2000.05
03/03/00 ck 180 \$502.92 (Feb Newsletter).....	\$1497.13
03/17/00 Deposit \$205.00.....	\$1702.13
03/22/00 Charge back \$10.00 (Returned check)	
.....	\$1692.13
03/22/00 Returned check fee \$3.00.....	\$1689.13
04/20/00 Deposit \$192.50.....	\$1881.63
04/25/00 Charge back \$15.00 (Returned check)	
.....	\$1866.63
04/25/00 Returned check fee \$3.00.....	\$1863.63
Ending Balance.....	\$1863.63

Northeast District II Update:

It is hard to believe, but the Northeast II District Meet for 2000 is already history and thanks to likes of Tom Roebuck, Jr. and Rich Barczewski it was a success despite the absence of your district director. Once again I must apologize for not being present, as my job summoned me to attend project meetings in France and there was little I could do about the timing of the meetings, which are not announced until about month prior to their being held. For those of you who could not attend, like myself, the show was held on 16 April 2000 in Harrington, DE and was hosted by the Delmarva Poultry Fanciers Club. Rich Barczewski provided us space for a booth and Tom Roebuck Jr. filled it with Cochin memorabilia, awards, copies of newsletters, and a photo box that is very similar to the one used by Poultry Press at the various shows. Speaking of awards, Tom Roebuck Jr. had specially matted framed prints for the best display of Cochins and the best buff bantam exhibited. There was a total of 91 Cochins shown. Rick Porr was requested to judge the bantams and large fowl for our meet and he did an excellent job. A black bantam hen by Tom and Kathy Roebuck Sr. stole the show as she won BB, Champion Featherleg and Reserve Champion Bantam. The Roebucks had RB on a black hen as well. Josh Minnich had BB large Cochin on a mottled hen with Elton Minnich taking RB on a mottled hen as well. The Overall Champion and Reserve Champion Cochins were the two black hens by Tom and Kathy Roebuck Sr. Tom and Kathy also had the best display of Cochins with their black bantams. Please note that prior to the show our source for rosettes for the best bantam and large Cochin declined to follow through on our order. I want you to know that your efforts are not to be ignored as both Tom and Kathy Roebuck Sr. as well as Josh Minnich will be receiving Castlebury plaques in the near future in recognition of Champion Bantam Cochin and Champion Large Cochin respectively. As far as the bantam classes were concerned, BV and RV buff went to George and Ann Edwards on two cockerels, BV and RV blue went to a pullet and cockerel respectively by Josh Minnich, BV and RV mottled went to a hen by Kay St. Amour and a pullet by Andy Marsinko, BV and RV red was awarded to Elton Minnich, in addition there were two partridge entries and one splash entry. In large Cochins, BV and RV mottled (as well as BB and RB) went to Josh and Elton Minnich on hens, BV and RV partridge on a hen and cock respectively by Kay St. Amour, and BV and RV black on a hen and pullet respectively by Kay St. Amour.

On 19 March 2000 I traveled to Rising Sun, MD for a one day show hosted by the Susquehanna Poultry Club. Kay St. Amour and the entire club did an excellent job of conducting this one day show. Cochins were well represented with 41 bantams and 12 large fowl exhibited. Overall Champion Cochin and Reserve Featherleg was a black bantam pullet by Donald Wright. The Overall Reserve Champion Cochin, Champion Asiatic and Champion Large Fowl was a partridge hen by Kay St. Amour. The following were winners in the bantam varieties. Best of breed went to the black pullet by Donald Wright and Reserve of Breed went to a blue pullet by William D. Lewis. BV and RV black (24 exhibited) went to Donald Wright on a pullet and cockerel respectively, BV and RV white (4 exhibited) went to a hen by Kay St. Amour and a cock by Ken Merrill, BV and RV buff (4 exhibited) went to a cock and pullet respectively by Bill Ziehm, BV and RV blue (2 exhibited) went to two pullets by William D. Lewis, BV and RV mottled (3 exhibited) went to a hen by Kay St. Amour and a hen by Jacob Hutton. There were 12 Cochin large fowl with six of these being black and the other six being partridge. BV and RV black went to a hen by William Evans, Sr. and a pullet by Ken Merrill, BV and RV partridge went to the hen by Kay St. Amour and a cock by Ken Merrill.

That is all for now. I am still busy hatching as I have hatched numerous black and blue bantams. The New Hampshires have been slow to hatch but hopefully they will pick up now that the weather is beginning to warm up a bit. The remaining CI meets for the Northeast II District are listed below. We have already held meets with the Susquehanna Poultry Club, the Sussex County Poultry Fanciers, the Blue Ridge Poultry Club (spring), and the Central Pa. Avian Club (spring). I am looking forward to seeing each you of this spring and later this fall at the remaining meets. Best wishes to all of you.

Sincere Regards,

William D. Lewis

Remaining Northeast II Meets for 2000

Shenandoah Poultry Club	- 28 May 2000	- Woodstock, VA	- Regional Meet
Central Pennsylvania Avian Club	- 21 October 2000	- Bloomsburg, PA	- Regional Meet
Blue Ridge Poultry Club	- 28 October 2000	- Galax, VA	- Regional Meet
Garden State	- 28-29 October 2000	- Flemington, NJ	- Regional Meet
Maryland State Poultry Fanciers	- 4-5 November 2000	- Frederick, MD	- Regional Meet
Virginia Poultry Breeders Assoc.	- 18-19 November 2000	- Richmond, VA	- Regional Meet

West Central District Notes:

Greetings from the Mid-West! Hope that everyone has some good young Cochins coming on. This is always a fun time of year for me to see the birds develop and see which ones will be the best ones in the end. The West Central District will host our Western National this year. The host club is the North Iowa Poultry Association and their show is held in Mason City, Iowa. This year's dates are 16-17 September. They will do a great job hosting the national and they have a great facility for it. I'm sure they are working hard on making specials and would welcome any donations anyone would like to add, so I would encourage all members and Cochins breeders to join us in Iowa come September for your Cochins International Western National.

Until next time,

Mark Petersen,

West Central District Director

Southwest District Update:

Hi from Sedalia, MO. It's a beautiful spring morning. The sun is shining, the flowers are in full bloom, and the humming-birds have just found the waters. Chicks are hatching very well this year. We are working on some new and better varieties and hoping to improve some of the others. We have been to several shows this spring, soing very well. Wveryone's Cochins look great this year. Very nice looking birds to choose from, giving the judges a harder job in picking the best birds in the show. More young kids are asking about Cochins. Please take the time to encourage them.

If you get a chance to come to Sedalia on September 30th, 2000 for the Three Amigos Show, you will get two shows in one day, doubling your chances for Master Breeder Points. There will be a District and a Regional CI Meet at this show. The show is located on the Missouri State Fair grounds, and the judges will be Larry Merrit and Terry Britt for the first show, with Paul Montieth and Troy Laroche, both from Candada, doing the honors for the second show. The second set of judges will be brought into the building after the first show has ended without knowing the results of the first. The Showroom opens at 5:00 pm on Friday with coop-out going after the second show Saturday night. Birds will be allowed to remain until Sunday morning but must be cooped out prior to 9:00 am. Saturday morning judging for the first show starts at 8:00 am. \$100.00 is being offered for Super Grand Champion overall and \$50.00 is offered for Reserve Champion Overall (these awards apply to the show, not just Cochins).

Hope all have a great spring and summer of showing, and I hope to meet many of you at shows in the future. Here are some Show dates to remember:

Missouri State Fair	Aug	Regional Meet
Three Amigos	Sep 30	District and Regional Meet (2 shows)
Kansas State Poultry Club	Oct 28-29	Regional Meet
Abilene Poultry Association	Oct 28	Regional Meet

Bernita Miller
27700 Smasal Rd
Sedalia, Mo 65301
(660) 829-0897
E-mail: bmillers@iland.net

International District Show dates:

<u>Show Name</u>	<u>Dates</u>	<u>Location</u>	<u>Meet Type</u>
Canadian International Classic	Aug 19, 2000	Simcoe, Ont	Regional
Bracebridge Fall Fair	Sep 17, 2000	Bracebridge, Ont	Regional
Huntsville Fall Fair	Sep 23, 2000	Huntsville, Ont	Regional
Colwyn Showcase	Sep 24, 2000	Fergus, Ont	National
Ontario Poultry Breeders Show (APA National)	Oct 21-22, 2000	Woodstock, Ont	Regional
Royal Winter Fair	Nov 2000	Toronto, Ont	Regional

Letter to the Editor:

2/29/00

From: Ray Watford (Ontario, Canada)

Dear Tom!

What a lovely surprise and pleasure I experienced the other day on receiving in the mail, 3 handsome certificates from Cochins International, signaling wins on Black Cochins Standards at our recent 1999 Royal Winter Fair.

I must tell you Tom, I hurried out the next day for frames for them. I do appreciate the certificates and they will be a pleasant reminder of a good showing of Cochins. (By the way the Hen went on to Champion Asiatic at this show!)

Many Thanks.

Sincerely,

Ray Watford

(Editor's note: Congrats on Champion Asiatic. and thanks for your kind words!)

Attention!!

On behalf of the club I would like to say thank you to Jay Smith of Berkely, California. Jay is the reason we have two color pages in this newsletter! I mailed him the proof pages and he made 250 copies of each! Then he express mailed them back to me! That is the kind of support that makes a club strong!

Thanks Jay!

Northeast District I Update:

(Artificial Insemination article included)

Well, it's hard to believe its May already and the spring show season is well under way. I have awarded the **District Meet for the Northeast 1 to a new show to be held the weekend of October 22-23 in Syracuse New York.** The show will be held at the state fairgrounds and the facilities are wonderful. The show is **honoring Alex Duffy** so lets make the cochin turn-out a big one. If anyone would like to sponsor any cochin awards don't hesitate to send them to me and I will pass them on.

I am almost done hatching chicks for the year of course not all the colors are cooperating. I know as soon as I shut the incubator off those columbians are going to start laying. A few people have contacted me on how to Artificial Inseminate and they have encouraged me to write an article on it so here it goes.

First off I owe my knowledge of the subject to Mr. George Schroeder who helped me get started in blacks many years ago. The first thing is get yourself a couple of eye droppers you can purchase them at any local pharmacy or Walmart. Start by taking the cock bird out of his pen and stroking him across his back with pressure towards the cushion. Usually about four strokes and then turn him up resting his breast on your leg or hip and then start pinching with your thumb and forefinger around the vent area applying pressure towards the top of the vent. After about 4 to 6 pinches he should give you what you want and by using one of the eye droppers collect the semen. The

first time you try this on a cock that has never been done the semen can be very clear a good collection of semen is milky white. After a few times you will get this color and the quantity should increase. Next you take your hen and stroke her across her back in the same fashion as the cock bird but with her when you turn her up on your leg or hip you pinch with your thumb at the top of the vent and your forefinger on the bottom. Inject the semen into the hen and she will have a lot of suck back which helps with getting the semen where you want it. With first time hens don't be surprised if they gasp and turn a little purple. The first time George inseminated one of my hens I thought she was going to die but she was fine. I inseminate about once every three days to ensure fertility. I can't say I totally agree with artificial insemination but it sure beats running

an incubator for a batch of infertile eggs.

Well, I hope this was helpful and if anyone has any questions or needs some help don't hesitate to call me or approach me at any show. On another note I want everyone to know what a nice guy Matt McCammon is, I have yet to speak personally with Matt, only via the computer. He did me a huge favor and obtained some birds for me and I am very grateful. I didn't think I was going to care for the computer but I have met some really nice people and made some new cochin friends along the way. Until next time hope everyone's chicks are hatching and looking like winners. Take Care, Jamie

Letter to the Editor:

3/22/00

From: Terry Ingram (Dothan, AL)

Dear Tom,

I have attended two great shows since our last communication. The Haynesville show was very special. I didn't bring home any trophies, but I met some great people. The atmosphere of the show was more like a family reunion! (there just happened to be chickens there). The people were so warm and friendly.

The show was the most relaxed and unhurried one I have ever attended. The judging started at 9:00. The judges took frequent breaks, and no one seemed to mind. At noon, I looked up to discover that the show had stopped! Everyone was in the dining room and kitchen eating barbecue and gumbo. The judging resumed, and at about 3 p.m., the awards were presented. Everyone listened while the winners were announced, the crowd was dismissed, but they didn't leave in a hurry. I don't believe a single bird was cooped out before they were dismissed.

The show is the best kept secret of the season, I think. There were 700+ birds entered, both bantam and large. The coops were mostly single decked with roomy aisles. The building

was well lit, warm and had a full kitchen and dining area. Parking was convenient and ample. There were about 45-50 cochins entered. (12 buffs, the rest were black and white). The Bucellas took the cochin and featherleg awards on a white cochin and black cochin. The show was well balanced with a variety of breeds. However, there were no Brahmas or ducks that I recall. There were 100 d'Anvers entered though. They were a sight to see! I met Dennis Wollard and his columbians. They sure are pretty also.

Haynesville is a small town tucked away in the middle of nowhere in north Louisiana (About 3 miles from the Arkansas border.) The motel and restaurant accommodations are few and not very modern, but the show well compensates for these inconveniences. I plan to return next year. The Tuscaloosa show was good. They had about 900 entries. There were about 45 cochins and 100 featherlegs. My little buff hen took reserve of breed! People are starting to notice those little "balls of sunshine" in the cochin aisle! My first hatch is due this weekend. I have a good start of blues and whites. The buffs are a little slow to get going though. I have set a lot of eggs, but the fertility is almost zero. I am trying to artificial them, without much success so far. I'll get it right eventually!

Sincerely, Terry

Haynesville sounds like a nice show!! (TR)

EDITOR'S NOTES:

Cochin Enthusiasts One and All!

Howdy from Havelock, North Carolina! As the spring breezes by I have been able to make several shows so far. As you know, I attended the ABA National in Florida, but since then I have been to the Unifor Show in Hickory, NC, the Delmarva Poultry Fanciers Association Show in Harrington, DE, the Blue Ridge Poultry Club Show in Galax, VA, and the Forsyth Show, in Winston-Salem, NC. All were very nice shows, with good Cochins on display.

While at the Unifor Show, I recruited new members Heyward and Steve Garrison, and the James Chastain Family. Welcome! Of note at this show was a nice class of Barred Cochin Bantams headlined by a Barred hen by the Garrisons. We have not seen many Barreds in the past few years and it was a pleasant surprise to see them here. Especially that Barred Hen Steve! She was a beauty! Nice type and very prominent barring, not run together like the Barreds tend to be. She was not very cooperative when I tried to get her picture and my photos did not do her justice. The Garrisons have nice Barreds, and they also have top notch Blacks and Whites in bantams. Their Black Hen went on to take Grand Champion of the Show honors! Congrats!

I had a blast at the Delmarva Show! Thanks Rich for the booth space and I wish we could have had more time to talk. Rich Barczewski is the Chairman for that show and I don't need to tell you that he was plenty busy! It paid off though as the show was a great success, hosting the Northeast II District Meet. Ninety-one Cochins in all. Not a bad turn out! The big surprise for me was that my Dad and his wife Kathy were at the show. He had told me that it was too far to go and that he wasn't going to be there. I pulled up at 8:30 and there he was! It paid off for him too. He took BB, RB, Overall Champion, and Overall Reserve Champion Cochin on two Black Hens. The BB went on to Champion Featherleg and Reserve Champion Bantam. Not Bad!! Elton Minnich and his family were there, as well as, George and Ann Edwards, Charlie Anderson, Kay St. Amour, and Andy Marsinko. Rich had a couple of Partridge large fowl in the show. His cockerel had really good color, but was small. He and Kay were planning on mating up her hen and his cockerel to see what would happen. Kay's hen was very

typey and had excellent penciling through her shoulders on to the cushion! I am looking forward to the results! The District's Director, Bill Lewis, was called away on business, in France!! If you have to go away on business, I guess France is better than say, Chicago!! We certainly missed him and I know he hated being away for the District Meet. As I mentioned above, Rich hooked us up with a booth for the club and I brought along a display board, with Cochin "stuff" on it, along with extra newsletters and some club patches. I also brought along two framed prints that I had done up as awards for Best Buff Cochin Bantam and Best Display of the Show. The Best Buff went to George and Ann Edwards and the Display Award went to my father. This show was also the unveiling of the Cochins International photo box! I made it similar to Bill Wulff's photo box, however it is larger and more luxurious than his (well as luxurious as a photo box can be). It accommodates the Big Cochins very well! Bill commented on our box being nicer than his but that he still had the patent on the prototype!!

I drove five hours to the Blue Ridge Show and the Cochin numbers were low. That didn't matter as I got to sit and chat with Judy Sanderlin about the club and subsequently she and her husband Sandy joined us as members! Sandy builds awesome show boxes for bantams (see their ad in this newsletter), and Judy does wood burnings of different breeds on the tops. You have to see them to appreciate what I am describing. We are having them do a box for the Eastern National. I am planning on attending the Colwyn Showcase Show in Fergus, Ontario, September 24th, and will be taking the box up with me. Paul Homer has agreed to let us raffle it off to raise money for our club. Obviously, there will be a wood burning of Cochins on the top of it! I will make sure and get some good pictures of it!

In addition to Judy and Sandy, George and Ann Edwards were again in attendance, and also Chuck Hagler and The Cranes.

Finally, my most recent show attendance was the Forsyth Show. Very hot that day, but well worth the trip to Winston-Salem. Small class of Cochins, but excellent quality. Willie Pryor had some very, very nice White Bantams there. His pullet took Best Cochin and Best Featherleg. C. Delbert Kirkman

took Reserve Cochin and Reserve Featherleg on a Black Cockerel. Did I mention Mr. Kirkman is 89? Neither of these two gentlemen are members, but at least Willie said he would think about it! We did, however, gain new members Nelson Westmoreland and Sam Wade! Welcome to you both! Sam is into Barred Cochins and hopefully we will see him this fall with a bunch of Barreds entered! Nelson raises White Cochin bantams, but he is also a d'Uccle man, and we talked Columbian d'Uccles. The interesting part here is that he is planning on using a Columbian Cochin to get the color pattern on the d'Uccle. George and Ann Edwards were there and so were the Cranes and Andy Marsinko! I certainly enjoy the opportunity to get to talk to incredibly nice people like Andy, the Edwards' and the Cranes', and my list just keeps growing.

I can't say enough about George Edwards. I nicer man and a finer gentleman you will never meet. He is quick with a story and a serious promoter of our hobby and in particular our breed. When George sells Cochins to a buyer who is not a member of our club, he uses the money he receives from that sale to buy a one-year membership for that person. What a great idea! He is always on the go at the shows. I usually have to ask Ann where in the world he went!

Speaking of promoting our club..... we had several members who did not renew their dues for 2000. The bright side of this is that we are still over 200 members, and growing. Not to sound like a broken record, but there are still an incredible amount of Cochin Breeders out there who are not members of our club. Why not?? Amazingly, some don't know we exist, or others have never been approached by a member and offered information about the club. I myself find this odd, because if I am at a show, I try to identify every Cochin exhibitor there. I don't always achieve this goal, but usually I do. True, some people just don't want to join, but given the option, many will. As they say, birds of a feather, flock together, and since we are all Cochin people, why don't we increase the flock????? Enough rambling for now!

Cochins Rule!

Tom



Congratulations!
WHITE COCHIN BANTAMS
Master Breeder # 2
Jimmie Currens
Harrodsburg, Kentucky

That's right, we have our second Master Breeder in White Cochin Bantams! Jimmie went over the 500 point mark with an Overall Champion Cochin win on a White Cock at the Red Hill Bantam Club Show, May 6-7, 2000. I called Jimmie to say congratulations and we had a nice chat about Cochins!

Jimmie has been in the Cochin business for the last 27-30 years. He was a member of the World Cochin Family and

the U.S. Cochin Bantam Club.

He said that this year his hatching is going great with more chicks than he expected to have out!

We talked about the standard and color on Cochins. Our color discussion covered leg color/foot color, feather color and eye color. We also talked some about Cochin type. He brought up some good points and gave me some good ideas for articles for future newsletters!

On the issue of Cochin type, we talked about how some of the birds being shown do not display a definite break between the hackle and the cushion. After all, Cochins are supposed to have backs! Short and broad as defined by the standard, but not non-existent.

As I said, Jimmie gave me some good ideas for articles so I will leave off here by saying Congratulations once again!

The Master Breeder Program

Since we have had a number of new members I thought I would briefly discuss how our Master Breeder Program works and how points are earned.

The ABA and APA have their own Master Breeder and Master Exhibitor Programs that run similarly to ours. When Cochins International was established in 1992 it was decided that we should have our own Master Breeder Program, specifically designed to recognize Cochin Breeders who have made considerable achievements, based upon wins, within our breed. The following point plateaus were decided upon: 100 points - Certificate of Achievement, 500 points - Master Breeder Award. Keep in mind that these point totals are by variety only!

Here is how points are earned. The system is based upon the number five. For every five Cochins in competition, one point is earned. The points start at the lowest level, which is Best of Variety and Reserve of Variety. For example: If a breeder wins BV in Columbian Cochin Bantams and there were 25 Columbians in the class, he or she would receive five master breeder points. Likewise for RV. Now let's just say that that BV Columbian went on to take Best of Breed honors or Reserve of Breed honors and there were 100 Cochin Bantams. The points earned would be 20 (100 divided by 5, or 1 point for every 5 birds). For our Regional meets we also ask the judges to choose Best Overall Cochin. For our District and National Meets we ask them to choose both a Best Overall and a Reserve Overall. For these awards Bantams and Standards compete against one another. For example: if the Best of Breed Columbian Bantam was chosen as Best Overall Cochin at a District meet and there were an additional 75 Standard Cochins in the show, bringing the Cochin total to 175, that breeder would earn 35 Master Breeder Points in the Columbian Cochins for that win. If, at this same show the Best of Breed Standard Cochin (let's say a Blue) was chosen as the Reserve Overall Cochin, then that breeder would also earn 35 Master Breeder points in Large Blues.

The points do not add up as you progress through a win at a single show. What I am saying is that if you win Best Overall Cochin and there were 200 Cochins, you receive 40 Master Breeder points in that particular variety. You don't get the points for BV, plus the points for BB added to your points for best overall Cochin. You receive points for the highest win that a particular bird achieved at a given show. Within the Cochin classes of course.

Keeping this in mind, take a look at our Master Breeder points totals toward the back of our newsletter. Pat Lacy and Tim Hooker have some very large numbers! Impressive! What is encouraging is the number of other varieties that are starting to win around the country. Blues, Buffs and Mottleds are frequent BB, and RB winners in the Bantams. In the Large Fowl, Blues and Partridge are gaining in numbers and wins. This is good to see and means that we are on the right track as a breed club.

Some things to keep in mind:

1. I am also the Master Breeder Points Chairman. Any discrepancies or questions regarding your points totals should be directed to me. I receive all the show reports and figure the points totals.
2. I don't always receive the show reports in a timely fashion or at all. Sometimes they are incomplete or incorrect. I tally the point based on the info I receive.
3. If you feel you are lacking points check with me to see if I have received a show report in question. If you don't see it in the "Meet Results" area of the newsletter, I haven't received it yet.
4. Some of our members are still breeding Cochins, but just don't have the time to show. Quite understandable. Their points standings will not change. No penalties for not showing!! :) Breeding is the name of the game!
5. If you are out of the club for a year and rejoin, you can "buy back" the point totals you had prior to your membership lapse. Basically you pay your dues for the year that you were "absent".

I hope this clears up any questions about the Master Breeder program. If not, give me a call!

HATCH RECORDS

By Terry Ingram

Spring is upon us in lower Alabama, and so is hatching season. This was to be part two of a series on how I have set up my bird pens and coops. However, with chicks on the way, there may be some interest in how to document and record the matings and results of a season's hatch. When I talked with some of the "old-timers" of the hobby, I found that some breeders "paired-up" chickens, and waited to see what came out. Some of those people are very successful in the shows. Other breeders stress the importance of careful bird selection and pairing for the best results. They encourage good record keeping that illustrates what worked and what didn't. Some of these people are very successful also.

I like to keep records of what I do! With chicken breeding, good record keeping turns a fun hobby into a lifelong classroom. We all look forward to the excitement of the first chicks to hatch each year, then the anticipation of what they will become- Is it a thoroughbred show bird, or just another barnyard strutter? When I see a promising looking bird developing, my first thought is "Who are his parents?" My next question is, "Does he have any brothers or sisters? With good records, both of these questions can be answered. Records enable me learn what traits of the parents are inherited by the offspring. The mysteries of genetics are easier to comprehend when a couple of years of facts on previous matings are available. I have read as much material as I can find on breeding buff Cochins. After two years of breeding, I have "discovered" that a lot of what I read is true. (Mostly on the things you should not do!)


The first step of the breeding season is setting up the breeding pens. I call this "deciding who is going to date who". This is the hard part. With records of previous hatches, however, this process is getting easier. After two years of breeding, I have learned which pairs produce a high percentage of show birds and which ones definitely did not. This season, breeding pens were set up based on pairs that did well last year. I also made selections based on the health of chicks hatched in the past. Nature produces some dandy show birds that have proven useless as breed stock! After making my "intelligent decisions" based on past performance, I like to save space for a few experimental pairs. These add excitement to hatch season. In spite of my best efforts to follow the rules of the breed and variety, the "new" matings produce both surprises and disappointments. Regardless of the outcome though, my database for future hatches is improved.

For good records to be kept, a system has to be used that is as uncomplicated as possible and gives all the information desired. This is up to the breeder. I made my

hatch charts based on what I have read and heard from other breeders. Each season I have changed or added something to make them more useful.

I begin by marking (with a pencil) the eggs with the band numbers of the parents, male first. All males are banded with even numbers and females with odd for further clarity. For example, eggs from cock #4 and hen #7 are marked "4-7". If there are different varieties that may have the same band numbers, the variety is written below the band numbers. When enough eggs are accumulated for the incubator, the date of hatch is written on the top of each egg. I set multiple hatches of eggs in the same incubator. Three days before hatching, each group of eggs are transferred to a smaller incubator for hatching at the proper humidity. I use an inexpensive Styrofoam incubator for hatching. A larger, automatic turning unit is used for incubation.

Eggs are set every 4 to 7 days. In hot weather, I set more often to avoid having eggs spoil. Therefore, small quantities (at least a dozen eggs) are set each time. When the eggs are transferred to the hatcher, they are grouped under little wire cages. For instance, all of the eggs marked "4-7 buff" are grouped together under one cage. When the chicks hatch, they stay together until they are toe marked. Using 1/2" hardware cloth wire, I have made enough compartments for 10 groups of eggs to be separated in the hatcher. Room is not a problem, due to the



Wire Baskets in the "Hatcher"

frequency of setting eggs mentioned previously.

Toe marking can be done using a special toe-punch tool, or a pocketknife. I haven't ever used a toe punch tool. I was told that Cochins tend to grow the holes back together, losing the mark. Cutting a slash between the toes is more permanent if done correctly. One cut made through the entire length of the web will give a perma-

(Continued on page 12)

(Continued from page 11)

nent mark. Place the foot upside down on a hard surface and cut through the web with a small sharp knife. Yes, it does hurt the chick a little, but it is a small price to pay for him to know who his Mom and Daddy are!

How to toe mark is up to the breeder. I copied a method from an old club manual. There are 15 mark combinations, plus no markings at all, which gives 16. In my chart, I illustrate the toe markings for each mating (see charts on page 12).

The hatch chart I use today was produced on a computer. It looks good; I can change or add to it easily and store each year's information forever on a diskette. The first hatch chart I used was hand drawn. It was just as useful and had the added benefit of being portable to the hatching room and brooders for ready reference and entry as chicks need to be marked and recorded. Computers are a luxury, but for serious work, it is still hard to beat a pencil and sheet of paper!

The chart has spaces for the variety of Cochin, the year of hatch, mating (by band number), date of hatch and number of chicks hatched for each mating. There is a note section to record anything noteworthy. At the bottom, I included a "defects" row for logging the number of chicks lost or destroyed due to weakness, crippling, etc. After all hatches are complete, the num-

bers are totaled on the bottom row for each mating. There are only ten columns for logging the different matings. If more are required, I start another page showing the other six toe marks.

The row marked "LEG BAND" is used when the chicks get old enough to go outside to the raising pens. At that time, I band the chicks with temporary color bands for easier identification. Small electrical cable ties are cheap and come in many colors. They are found at home improvement, hardware or electrical supply stores. I often mate 2 or more hens to one cock. Therefore, it works well to use one color for each cock. This reduces the number of colors needed and gives more information at a glance about each chick. The bands are put on different legs for different mothers. For a third or fourth hen with the same cock, I put two bands on one leg or a band on each leg. For example, there may be two chicks with the same color leg bands, but one has a left leg band and the other a right. It is easy for me to remember the colors assigned to the males used for breeding. I immediately know the sire of the two chicks, and also know that they came from different mothers. This is very useful when evaluating a group of young birds for potential show stock.

Other information can be entered on the hatch record.

(Continued on page 13)



Ma!!!! What in the world have you been feeding Lester??

Club Awards

In addition to the Master Breeder points our club offers awards at our different meets. We have three types of meets; Regional, District and National. The awards are as follows:

Regional meet: Exhibitors compete for Master Breeder points. Any show can host a Regional meet.

District Meet: In addition to Master Breeder points, custom certificates are awarded to Large Fowl and Bantams for the Best of Varieties/Reserve of Varieties, Best of Breed/Reserve of Breed, Overall/Reserve Overall Champion Cochins, and Best Display.

National Meet: In addition to Master Breeder points, plaques are awarded to Large Fowl and Bantams for the Best of Varieties/Reserve of Varieties, Best of Breed/Reserve of Breed, Overall/Reserve Overall Champion Cochins, and Best Display.

There must be 100 or more Cochins competing, exhibited by four or more Cochins International members. For the Best of Variety/Reserve of Variety plaques, there must be at least 10 birds exhibited by two or more CI members.
(TR)

(Continued from page 12)

As birds mature, I go through them looking for defects that will knock them out of the show pen. These birds are culled and sold as "yard chickens". Among the elite show birds; the culled birds are known as "commoners". I have given the differences in the two classes of chickens a lot of thought. When I die, and if reincarnation exists, and if I come back as a chicken, I will be a commoner! I am okay with this. Yard chickens have more fun. They don't get to travel as much, but their daily lives are filled with adventure. There is no creature happier than a chicken scratching through my wife's flowerbed! Life tends to be a little shorter for a yard chicken, but it is much richer. I am wandering from the subject. As I was saying, the culled birds can be logged on the hatch sheet as they are separated from the flock. Reasons why can be entered in the notes section.

When autumn arrives and with it the beginning of show season, it is time to pick the potential show champions. At this time, I assign a permanent leg band to each bird that I intend to show. The number stays with the bird for the rest of its' life. I used to remove bands from birds when they were sold. I thought it was a good way to save bands and

money. Wrong! If the band is reused on another bird, future records become confused. Seamless leg bands will prevent this. I have not used these. (Frankly, I have been too lazy to order them and make sure they are put on at the right time.)

When the numbered bands are assigned, I record the number on another sheet called "BAND NUMBERS BY MATING" This chart is similar to the "HATCH RECORD", but shows only the information for the numbered birds. It has the same info at the top. Rows are provided to record the number of pullets and cockerels kept from each mating and their assigned numbers. These charts go with me everywhere! Until I become familiar with my show stock, this chart serves as a ready reference for "who came from what."

Well, there it is. Mark the eggs and keep them separated, toe mark the chicks, band them when they are older and write everything down. Then everything is known and recorded about a season's hatch. Keeping good records will not guarantee champions in the show hall. For some people, all this fuss is a nuisance and waste of time. That's okay. All of the people I meet at poultry shows enjoy breeding, raising and showing chickens. They show affection for God's creatures that cannot be denied. They are all winners, hatch records or not!

HATCH RECORD

VARIETY:	BUFF					YEAR: 2000					NOTES
MATING	4-7	4-11	2-9	2-5	10-11	10-9	8-3	8-5	6-13	6-15	
LEG BAND	RED R	RED L	BLUE R	BLUE L	GREENR	GREENL	YELLOR	YELLOL	BLACR	BLACL	
TOE MARK	*/*/*	*/*/*	*/*/*	*/*/*	*/*/*	*/*/*	*/*/*	*/*/*	*/*/*	*/*/*	
DATE	# hatched	# hatched	# hatched	# hatched	# hatched	# hatched	# hatched	# hatched	# hatched	# hatched	
3-6	2	1					3	2	2		
3-13	1		3		2	1		1		1	
3-20	0		4			2	1		1		
3-27	3	4		3	1	1				1	
4-3	2			1	1			1		2	
4-10	1	2		1	1				1		
DEFECT	-1					-2					BAD LEGS
TOTAL	8	7	7	5	3	4	4	4	4	4	50
CULLED8-10	-5	-3	-2	-4	-1	-4	-2	-3	-3	-2	-29

BAND NUMBERS BY MATING

VARIETY:	BUFF					YEAR: 2000					NOTES
MATING	4-7	4-11	2-9	2-5	10-11	10-9	8-3	8-5	6-13	6-15	
LEG BAND	RED R	RED L	BLUE R	BLUE L	GREENR	GREENL	YELLOR	YELLOL	BLACR	BLACL	2-9 BEST K, GOOD COLOR,
TOE MARK	*/*/*	*/*/*	*/*/*	*/*/*	*/*/*	*/*/*	*/*/*	*/*/*	*/*/*	*/*/*	FEATHER
# OF P KEPT	2	1	4	0	2	0	1	0	0	2	
P BAND NO.	21,23	27	29,31,33,34	31	33,35		37			41,43	8-3 P GOOD FEATHER, LITE
# OF K KEPT	1	3	1	1	0	0	1	1	1	0	COLOR
K BAND NO.	20	22,24,26	28	30			32	34	36		

Cochins International Website Update:

The Website continues to grow and I am working on adding extra goodies. Soon to come will be the Standard Type descriptions and perhaps later color descriptions or something along those lines. We have had over 3,000 hits on our site since I got it going in January! Check it out at:

<http://www.geocities.com/Petsburgh/Fair/7008/>

As always, I am happy to put your photos on our website. I have received a few and will be getting them on there shortly if not already. Keep them coming! (TR)


Cochins International Members E-mail Addresses: Please review your E-mail address to make sure it is accurate. Send me any updates. Any other members who are on-line, let me know, so we can expand the On-line Cochins connection!!

Anderson Jr., Bob	jbob101@worldnet.att.net	Miller,	bmiller@iland.net
Aucker, Jim	jaucker@csrlink.net	Kenneth and Bernita	
Barca, John	JOHNBARCA@aol.com	Minnich, Elton	chickenmanme@aol.com
Barczewski, Richard	rbarczew@dsc.edu	Murphy, Julie	mobilecath@xoommail.com
Burgess, John	JoBurgess@erols.com	Nellis, Nikki L.	cedarcreekbantams@juno.com
Carr, E. Baden	1000islandturf.doctor@sympatico.ca	Park, Don and Linda	DPark30553@aol.com
Coffin, Sharon	Poultryrus@aol.com	Pemberton, Ron	pemberton@livingonline.com
Dividen, JoAn	angels_paradise@juno.com	Rau, Karl	krau@pivot.net
Doyle, Charles	CD-1@worldnet.att.net	Ray, Erika	R1OKIE@aol.com
Eckes, Gay	gdeckes@ix.netcom.com	Rice, Tom and Pat	mjzrice@aol.com
Edwards,	gedwards@meckcom.net	Robinson, Doris	nanamamabrahma@worldnet.att.net
George & Ann		Roebuck Jr., Tom	tomroebuck@surfneth.net
Erickson, Don	DeeBadger@aol.com	Roebuck Sr.,	SunriseBan@aol.com
Gallagher,	fancier@kingston.net	Tom & Kathy	
Kevin & Donna		Ryan, Jeff	jdryan@javanet.com
Hawes, Bob	rohawes@maine.edu	Sanderlin,	VPBA1963@aol.com
House,	mjhouse@coastalnet.com	Carlton and Judy	
Mike & Jocelyn		Sayre, Mike	mikesayre@altavista.com
Hurd, Josh	fhpf@hotmail.com	Settje, Cindy	ssettje@sprintmail.com
Ingram, Terry	TLIBUFF@aol.com	Singleton, J. and J.	singletons@juno.com
Johnson, Steve	SDJOHNSON@prodigy.net	Smith, Jay	jaydene1623@hotmail.com
Jones, Steve	ghia4me@sprynet.com	St. Amour, Kay	kas1@erols.com
Justice, Brian	bjustice@eurekanet.com	Stowers, Christine	stowerschris@aol.com
Kearns, Betty	bkearns644@aol.com	Wehle, Duff	DHSWehle@aol.com
Lamb, Donna	lamb@psicorp.com	West, Bill	jswest@smith.edu
Lewis, Bill	bill.lewis@intervet.com	West, David	djwest5@prodigy.net
Lhamon, Matt	mlhamon@alpha.wcoil.com	Wollard, Dennis	wollard@louisiana.edu
Lotter, Cornelius J.	cjlotter@global.t-bird.edu	Ziehm, Bill	Wilma94@peoplepc.com
Lukan, Mike	mlukan@ezaccess.net	Ziliotto, Peter	saltrck@eagle.ca
Matts,	Mattsjt@aol.com		
Jamie and Terri		**Note: I get undeliverable mail notices from Julie Murphy,	
May, David	BANTAMS@oio.net	David May and Bill West. Please send me an e-mail so I can	
McCannon, Matt	jacmac@custom.net	verify your addresses. Thanks, Tom	

Breeder's Directory Update:

We put out a new breeder's directory every two years and it is that time again! The October newsletter will have a page for everyone to tear out and fill in their Breeder's information and mail to our Directory Chairman, Jeff Ryan. This is just a reminder to start thinking about how you want your listing to look. Those of you who are on-line can get a head start and e-mail him the information (see page two for his address). Remember to include your name, address, phone number, e-mail address (if applicable), varieties of cochins you raise (Large or Bantam), whether you ship (birds, eggs, or chicks), sell at shows or only at your poultry yard, or any other additional information. The more members who send Jeff their Breeder information, the better a publication it will be.


- Susquehanna Poultry Club Show -
Northeast 2 Regional Meet (Bill Lewis photos)




BB, Reserve Featherleg, Black Pullet by Donald Wright, Red Lion, PA



BV, RB Blue Pullet by William D. Lewis, Lewes, DE



BV Birchen Hen by Kyle Dudley, Nanjemoy, MD



BV Brown Red Pullet by Bill Ziehm, Newfane, NY



BV Buff Cock by Bill Ziehm



BV Mottled Hen by Kay St. Amour, Darlington, MD




BV, BB, Champion Featherleg White Pullet by Willie Pryor

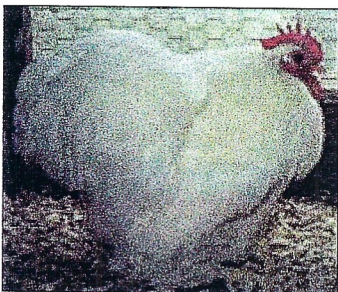


BV, RB, Reserve Champion Featherleg Black Cockerel by C. Delbert Kirkman

Unifour Poultry Fanciers, Southeast Regional Meet
February 26, 2000, Hickory, NC (Steve Garrison photos)




BV, BB, Super Grand Champion of Show Black Hen by Heyward and Steve Garrison - Simsonville, SC



BV, RB, White Cockerel by Heyward and Steve Garrison - Simsonville, SC

Forsyth Fowl Fanciers Show, Southeast Regional Meet
May 6, 2000, Winston-Salem, NC (Editor photos)

Florida Sunshine Classic, Southeast Regional Meet
ABA National
January 8-9, 2000,
Lake City, FL (editor photos)



BV, BB, Champion Asiatic Black Pullet by John Thyssen - Webster, FL

Cochins Rule!




BV Barred Hen by Heyward and Steve Garrison (editor photo)



RV Barred Cockerel by Heyward and Steve Garrison



BV Blue Cockerel by John Thyssen



1st Black Cockerel by John Thyssen

Cochins International New Members:

Since the last newsletter we have had the following new members join our club. **Welcome!**

Cindy Settje (Junior Member)
127 Box Mill Rd.
Boxborough, MA 01719

(I had Cindy's name misspelled in the last newsletter. Sorry about that!)

Astrid Halten
P.O. Box 609
3007 Main St.
Valatie, NY 12184

Nikki Nellis
223 Old Carrollton Rd
Newnan, GA 30263

George Eisele
2240 Bull Run Rd
Fowlerville, MI 48836

James R. Chastain Family
15 Dyer Lane
Piedmont, SC 29673

Heyward and Steve Garrison
106 Colonial Lane
Simsonville, SC 29681

The Vosburg Family
220 Pajaro Lane
Nipomo, CA 93444

Fred Ciampa
20889 Cambridge
Northville, MI 48167

Freddie Brown
4410 Troy St.
Tampa, FL 33610

Sam Wade
37 Zimmerman Rd.
Blue Ridge, VA 24064

Nelson Westmoreland
485 Kanoy Rd.
Thomasville, NC 27360

Carlton and Judy Sanderlin
4136 Charles City Place
Richmond, VA 23231

The Adams Family
521 E. Grand Ave.
Springfield, OH 45505

Heidi Hylkema
2291 SE Brookwood Ave.
Hillsboro, OR 97124

Mike Sayre
90587 County Rd #4
Swanton, OH 43558

Stanley Brown
3259 Old Cornelia Hwy
Gainesville, GA 30507

Brandon Rickard
R1 Box 2690
Dora, MO 65637

Andrew Finley
8318 78th Ave.
Bridgeview, IL 60455

Granville Geake Sr.
190 East Mountain Rd.
Wind Gap, PA 18091-9729

Vernon and Ruby Springer
16400 Day Rd.
Dundee, MI 48131

Adam Vervoort
RR1
Elora, Ontario N0B-1S0
Canada

Jason Rands
RR7
Orilla, Ontario L3V-6H7
Canada

Matt Lhamon
5540 Clum Rd
Cridersville, OH 45806

Michele Poole
PO Box 260
Elkins, AR 72727

Jim Singleton
1226 East Eagle Way
Fruit Heights, UT 84037

Doris Robinson
1608 Zipperer Rd.
Bradenton, FL 34202
(Welcome Back!!)

Raymond Hunley
5873 Hamilton-Middletown Dr.
Middletown, OH 45044

Willard and Kathleen Marquart
437 County Route 18
Central Square, NY 13036


Michael and Jocelyn House
3014 Crystal Lake Dr.
Elizabeth City, NC 27909

Inga Ladd
PO Box 722
Malden, MO 63863

Our club is continuing to grow with new members all the time. The next show that you go to and there is a Cochin exhibitor there who is not a member, ask them if they want to join. Let them know about the club. That is the only way we are going to generate continuing interest. We have eclipsed the 200 member mark. The next membership plateau is 300.

If you look at the meet results you will see that the Tucson Poultry, Pigeon, and Fancy Fowl Show hosted a Regional Meet. Not one of the Cochin exhibitors are members of our club! Why is that? I have all of their addresses and will be sending them a copy of the newsletter inviting them to join our organization.

(Continued from page 3)



An old model 802 GQF incubator, painted and renovated. An auto-waterer was added to insure a constant supply of water for humidity.

fer, switch and heating element may save eggs in the event of a breakdown.


Do not buy a brooder. There are too many good, cheap ways to improvise a brooder. Again, unless you are going into the hatchery business, a brooder is used only a few short months until the chicks are cold-proof and are moved to bigger quarters. I would love to have one of those shiny, expensive metal jobs with central heating, removable trays and auto waters and feeders, but I cannot justify or afford one now.

Cardboard boxes and light bulbs are more practical. A grocery store is a good place to get a brooder box. Ask the produce department for a wax coated box, such as

those that lettuce and cabbages are shipped in. For heat, use a light bulb. There are a variety of inexpensive sockets available. A porcelain, chain-pull style lamp socket costs about \$5 with a length of lamp cord and plug. If you are not electrically inclined, a clamp-on lamp fixture with a reflector is ready to use and costs about \$7. Hang or mount the fixture in the top of the box. A tall box is recommended, it allows for raising the bulb high enough to reduce the heat on the chicks. Line the bottom of the box with roofing felt, paper towels, or thin plywood for durability. A roll of roofing felt is cheap, lasts a long time, and is excellent material for lining all sorts of cages and boxes for poultry quarters. A quart water jar used on a chick waterer base fits well in the brooder. For newborn chicks, I pour the feed directly on the floor. They have enough problems without having to hunt for food. Finally, cut a window in the side of the box and tape a piece of screen over it for ventilation.

If a bigger brooder is needed, use a bigger box. An appliance box works well. Buy a new washing machine. The brand doesn't matter. The box it comes in does. Buy one with a really nice looking box. After unpacking the washer, cut the box down to a reasonable height. Line it with roofing felt (also known as tarpaper). Sprinkle wood shavings over the bottom, hang a reflective light fixture in a corner and install the chicks. I prefer to start the chicks in a small brooder, then move them to the big one. An appliance box with wood shavings is a paradise resort to young chickens! Write, "WELCOME TO THE CHICK-HILTON" on the inside wall. Champion show birds are aristocrats in the poultry world. Start'em off right!

After a season of cardboard, the handy man in me demanded a custom crafted wooden brooder. I built a duplex model, complete with separate doors, removable floor screens, trays and dual lamp fixtures operated by a selector switch. The chicks really enjoy it. I then had to convert a large wood storage box into a large, open top brooder. The washing machine box wasn't good enough for the chicks after living in the custom quarters they were started in. I am considering going back to cardboard. Spoiled, snobby chick-



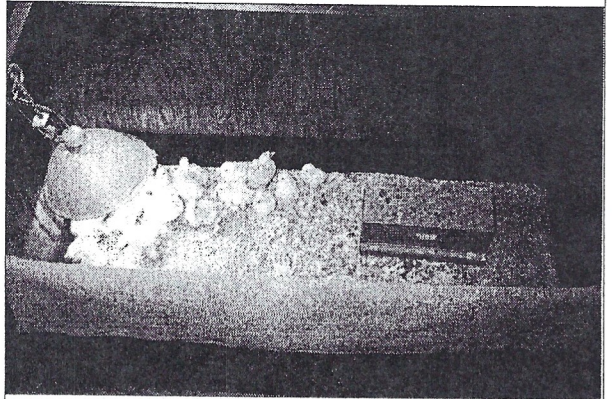
Custom-made, duplex brooder for newly hatched chicks.

ens are hard to get along with! They bicker among themselves, complain about used bath water at washing time and

turn their nose up at the food in the show hall!

Most experts recommend maintaining a brooder temperature of above 90 degrees.

The temperature should be reduced about 5 degrees per week. I do not monitor temperature. Just watch the chicks! They



Converted wood storage box in use as a "luxury style" brooder for older chicks.


know when it's too hot or cold. If they are bunched up and knitting sweaters, they need more heat. If they are panting and picking each other's feathers out, it's too hot!

There are several ways to adjust the temperature. A wafer thermostat (as in an incubator) is inexpensive, but requires a little electrical knowledge. The thermostat is designed to turn off the heating element (light bulb) when a pre-selected temperature is reached. When the wafer cools down, the light comes back on. It is automatic. Another method is changing the bulb wattage. A 60-watt is good to start with. A 40-watt or less may do in warmer weather. Paint the light bulbs red! Use an inexpensive spray can of common red paint. Spray about three fourths of the end of the bulb. A bright light encourages picking among the chicks. I don't know why, but it does. So does over-crowding, excess heat, and lack of good starter feed. Ventilation is important also. A window that can be opened or closed helps regulate temperature. In an open box, moving the lamp fixture up or down offers some adjustment. I believe the sooner chicks are acclimated to cooler temperatures the better. They should not be chilled though. Reduce the heat as rapidly as they can adapt to it.


Well, You get the idea. There are many ways to improvise equipment needs on a tight budget. I have only scratched the surface. Many items can be homemade with inexpensive materials and a little creativity. Watch what fellow poultry fanciers do and use at shows and in their home setups. Most people are pleased to share ideas. "Making Do" is a universal requirement for everyone at some time in their lives. There is no shame in making do, and it builds character in both you and your chickens!

Northeast 2 District Meet (continued)


(editor photos)




RV, RB Mottled Hen (Std)
Bred and Owned by Elton Minnich,
New Tripoli, PA




RV, RB, Reserve Overall Cochin,
Black Hen, Bred and Owned by
Tom and Kathy Roebuck Sr.




RV Blue Cockerel, Bred and
Owned by Josh Minnich




RV Buff Cockerel, Bred and
Owned by George and Ann
Edwards




BV Splash Hen
Bred and Owned by Josh Minnich,



RV White Cockerel, by
George and Ann Edwards



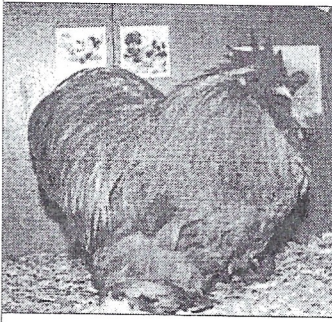
1st Mottled Cock (Std), by
Minnich's Coop




Cochins International Display
Table

Tri-Cities Bantam Association


Southeast Regional Meet, February 5, 2000 Muscle Shoals, AL (Terry Ingram photos)




Reserve Breed Buff Cock-
erel by Terry Ingram
-Dothan, AL



Reserve Variety Black
Cockerel by Donald Holt
-Atlanta, TX



Best of Variety Blue
Cockerel by Terry Ingram




Best of Variety White
Pullet by Terry Ingram


For those of you not on the internet.

Breeder Photos

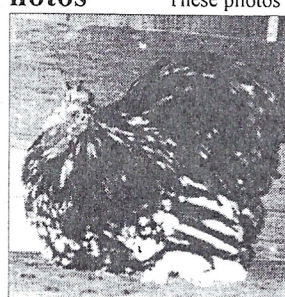
These photos were sent to me from the below breeders.



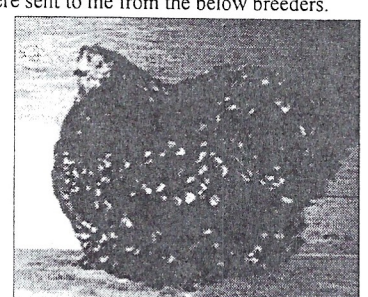
Black Cockerel by John O.
Burgess - Mason Neck, VA





Barred Cockerel by Ken and
Bernita Miller - Sedalia, MO



Mottled Cock by Ken and
Bernita Miller



Mottled Hen by Ken and
Bernita Miller




Cochin Corner

George and Ann Edwards
2181 Union Grove Rd.
South Boston, VA 24592
(804) 476-8018

E-mail us at: gedwards@meckcom.net

Cochin Bantams in Buff, Black, White,
Mottled and Brown Red
Large Cochins in Partridge and Buff




Young stock for
sale this fall.

Will ship.



Cackle Valley Farm




*Specializing in Large
Blue and Black
Cochins*

11862 Roberson Springs Rd
Loudon, TN 37774
(865) 458-2953

Dawn Ware

Cochins in Blue and Black

Charles Anderson
581 Litchfield Turnpike
New Hartford, CT 06057
(860) 482-4359



Scott Adams


**Large Cochins in Black
Bantam Cochins in Black, Mottled and White**

RR 1 Box 102 A
Litchfield, NE 68852
(308) 446-2379



Bantam Show Boxes

**Breeding
Bantams**
in:
Cochins,
Japs,
Moderns,
Dutch,
Old English



**Breeding
Bantams**
in:
Brd. White
Silkies,
Brd. Mille
Fleurs

Carlton and Judy Sanderlin

4136 Charles City Place
Richmond, VA 23231
(804) 795-2818

Custom Bantam Show Boxes
\$25.00 2 hole/3 hole/4 hole/5 hole **\$25.00**

Judy lends her artistic touch with Wood Burning on the lids.

For more design examples check out our website at:


www.geocities.com/vpba1963/

Newsletter Advertising:


1/4 page\$15.00.....Ad runs three times
1/8 page\$10.00.....Ad runs three times

Send checks (made out to Cochins International) along with your ad to me. I need to track the ads via database. I will forward your payment to Dennis. Business cards will also work. Photos are usable as long as they are clear.

Advertising pays!! Or at least it will offset your feed bill!
(The money from these ads goes directly into the treasury. so if you do the math the ads on this page generated \$60.00 for our club!)



Design
exam-
ples



Columbian Pattern Breeding Tips

by Allan Swenson (Kennebunk, ME)
Originally a Poultry Press Article 1992

During the past few years, I've periodically asked some of the best breeders of the Columbian Pattern for advice as I worked on developing my Buff Columbian Plymouth Rock and Buff Columbian Cochin bantams. Since that advice has proven to be highly valuable it seems appropriate to share the key questions and answers, identified by breeders, with others.

Question #1 – Several of my best pullets have white ear lobes, but are excellent in all colors, shape and size. Should I use them or cull them?

Bill Krueger: "My feeling is not to use the ones with white ear lobes, if it is enamel white. If just a little white I would use them. You have enough problems with making a new color pattern without giving yourself the problem of white ear-lobes."

Lou Horton: "Cull them if you have others close to being as good. White ear lobes tend to be hereditary."

O. Fayne Whitney: "You want to make sure the white is enamel white, not just paleness in the lobes. If enamel white, do not breed from them or you will never get it out."

Question #2 – Should I use the older hens with ticking on their backs to improve the male saddle pattern, and do a double mating; one for a pullet line with clean backs, and another for a male line to get good male hackles?

Bill Krueger: "Yes, use the old hens. We always keep a couple of females with ticking in our breeding pen. We keep a pullet or two a year with ticking for that reason. We don't use a double mating for our Columbians anymore. From experience, we have found that by using a pen of 12-15 females with 2 or 3 males, we are able to consistently turn out all good birds."

Lou Horton: "Try either a double mating or include a couple such hens in the 'pullet' mating pen."

O. Fayne Whitney: "I suggest that you do not breed from females with ticking in their backs. It will not improve the saddle in males. You have to breed from males with clear saddles (to get females free of ticking). This means clear buff from undercolor to back, in saddle. Look in your Standard under Columbian color pattern, #2 or #3, saddle."

Question #3 – Early on, I crossed Buff Brahmas into my Cochins to intensify the Buff Columbian color pattern. The progeny have good color pattern in hackle and saddle, but I ask if I should take advantage of this color and risk side sprigs and spurs?

Bill Krueger: "Yes, by all means. It will give you new blood and another line to work with. If it doesn't work, you can always end it. Combs and stubs are always a problem in Columbian Rocks because they came from the Light Brahmas to begin with."

Lou Horton: "Try an entirely separate mating with no infusion in your line for 3 years."

O. Fayne Whitney: "Watch the Saddles. Keep records of results from that line, and watch for any comb problems and discard them."

Question #4 – To improve saddle, hackles, coverts, et al in the Columbian pattern, on Buff Columbian Plymouth Rocks, should I again try to cross in a strong 'Silver' Columbian Plymouth Rock male to reinforce the black in the color pattern? Or,

would I do best with line breeding the best cocks and pullets; cockerels and hens that are the best of my Buff Columbians and work to intensify the color pattern that way?

Bill Krueger: "I think I would stay away from crossing in the regular Columbian pattern. The white in the Columbians, I feel might put you back a couple years. Keep working with what you have."

Lou Horton: "Select and breed from your own best Buff Columbians."

O. Fayne Whitney: "If you have a good male with a good saddle, as I have explained before, breed from him. Do not raise too many. You do not have to raise a lot, but breed from the very best. I looked at your Buff Columbian Plymouth Rocks at the Deerfield Fair. Do not try to raise a lot of chicks. Use small matings, single matings, just a pair and keep track of each chick. Toe punch and go back with the best youngsters to you best breeders. I worked on Light Brahmas for over 40 years. When I started I had birds like yours. You have got to breed close; brother to sister; son to mother; father to daughter."

Editor's spin.....

I included this color pattern breeding article for a couple of different reasons. 1. I wanted to make everyone aware that this color pattern does exist in Cochins. 2. I find it interesting, the variances in opinions from one breeder to another. 3. It also lends proof to the difficulties of developing a new variety within a breed that doesn't have that color pattern, or a similar pattern, readily available.

Allan Swenson contacted me not too long ago regarding his Buff Columbian Cochin Bantams. He was getting ready to undergo multiple bypass surgery and was getting rid of most of his birds. He was looking for someone who was interested in taking up the Buff Columbian Cochin challenge. Jamie Matts agreed to give it a whirl and he and Allan arranged for the birds to be shipped. I have seen pictures of the birds, as Allan is very proud of the progress he has made thus far. Rightfully so. The color pattern on the Buff Columbian females is very good as far as I can tell from the photos. The males looked to be too dark. After talking to Jamie he confirmed both of these observations and another one I had noted in the pictures. They definitely need some work on type. This is to be expected. Given some dedicated breeding efforts I think we might start to see this variety in the show room. It is a very striking color pattern that will definitely turn some heads once it is refined. This leads me into what O. Fayne Whitney stated in his recommendations to Allan.

KEEP GOOD RECORDS! As Mr. Whitney touched on, I believe that when working to develop a new variety, less is probably more. Strict records keeping of each mating are essential to identify which match-ups "clicked," and which ones did not. This can only be accurately recorded by pair matings. This is not to say that one male can not be used with more than one female, as long as the females are separated. Along with this, the chicks must be reliably marked so that you can identify the results of your individual matings. There are several different ways to achieve reliable marking and toe punching is one that will work. Once the chicks are a little older you can apply wing bands, or leg bands.

Improving our breed and developing new and existing varieties is what our club is all about. Lately we are seeing more varieties of Cochins in the Show room. This is great to see. For some time, the only color you could find at shows in the Bantams, were Blacks and Whites. And you were lucky to see any Large Fowl at all. This is not the case any more. Many Shows have good numbers in the Large Cochins and more varieties too. The Bantam Classes are growing across the board.

What am I getting at? To make a long story short, I don't think it is too far fetched to think of a Barred, Columbian, or Partridge (insert variety here) Cochin (Bantam or Large Fowl) being chosen as Grand Champion of any given show. What will it take? Dedication; a strict breeding program, and most of all, A TON OF PATIENCE! (TR)



MASTER BREEDER POINTS



Black (B)

Hooker, Tim	926
Anderson, Charles	491
Wright, Donald	345
Mazur, Joe	340
Peterson, L.arry &Mark	338
Ray, Otes Sr.	270
Roebuck Sr., Tom & Kathy	256
Mac Harp Farm	200
Bucella, Paul & Loretta	192
Armstrong, A.M.	179
Rau, Karl F.	163
Miller, Ken & Bernita	155
Holt, Donald	153
Gem State Cochins	144
Becker, Michael	134
Rau, Norman F.	126
Estlack, Russell & Allen	128
Hickey, Raymond	123
Ziehm, William	97
Barnhouse, N. & W	96
Lacey, Pat	93
Matts, Jamie	84
Adams, Scott	81
Currens, Jimmie	80
Wehle, Duff	80
Griner, Martha Ann	80
Knox, Richard & Lawanda	77
Gallagher, Kevin & Donna	73
DiNatale, John	62
Waldau, Dick & Thola	61
Shell, D. & B.	59
Bresslers, Bill	55
Hune, Joe	53
Edwards, George & Ann	51
Murray, Barry & Kim	48
Dionne, Dale	47
Baldwin, Tim and Sandy	42
The Crane's (Robert & Effie)	42
Zimdars, Leon & Gen	42
Luca, Peter	39
Edwards, Billy	34
Ray, Erika	32
Wollard, Dennis	31
Kearns, Betty	29
Garrison, Heyward and Steve	26
Rutherford, D. & S.	24
Rock Hill Poultry	23
Adams-Durgin, Laura	22
Bruffee, Kenneth	21
Hopkins, Bill	21
Hughey, Rocky	21
Caesar, Bob	20
Maas, Hans	20
Melancon, Wayne & Joey	20
Hemleben, Thomas	19
Sorenson, Paul & Andrea	19
Carothers, Robert	17
Helvey, Bryant	16
Smith, Kim	15
Hagler, Chuck	14
Kutch, Eric	14
Truedson, Doddie	13
Dlugatch, Harvey	12

Black (B) continued -

Krause Family	12
Roy, Colin	12
Johnson, Ken	11
Earnst, W. (B&B)	10
Meyer, Carl	8
Michalski, Rosemary	6
Clark, J&S	5
Coffin, Sharon	5
Hopkins, Bill	5
McCammon, Matt	5
Dyer, Leslie	4
Whitney, O.Fayne	4
Ryan, Jeffrey	3
Schmalfeldt, Jacob	3
Henzel, Jake	2
Dlugatch, Harvey	2
Isler, Sandy	2
Sirrine, William	2
Yobst, Danielle	2
Minnich, E. & J.	1
Ryan, C. William	1
St. Amour, Kay	1

White (B)

Lacey, Pat	997
Currens, Jimmie	509
Armstrong, A.M.	228
Bucella, Paul & Loretta	169
Luca, Peter	167
Hickey, Raymond	161
Hooker, Tim	150
Waldau, D. & T.	144
Knox, Richard & Lawanda	134
Wright, Donald	119
Mac Harp Farm	100
Edwards, Billy	86
Becker, Michael	82
Ray, Otes Sr.	75
Carothers, Robert	72
Gem State Cochins	70
Miller, Ken & Bernita	60
Bresslers, Bill	55
Rau, Norman F.	53
McCarthy, Mike	52
Truedson, Doddie	47
Matts, Jamie	46
Lamb, Donna	45
Rau, Karl F.	45
Best, Ed & Marjorie	35
Shell, D. & B.	30
Ingram, Terry	27
Zimdars, Leon & Gen	27
Anderson, Charles	26
St. Amour, Kay	25
Adams, Scott	24
Estlack, Russell & Allen	22
Rutherford, D. & S.	18
Yobst, Jay & Kim	16
Dyer, Leslie	15

White (B) continued -

Mayeaux, Jason	15
Prado, A. M. Jr.	15
Gallagher, Kevin & Donna	14
Greene, Trevor	13
Kutch, Eric	13
Garrison, Heyward and Steve	12
Sirrine, William	11
Thompson, Ed	11
Justice, Brian	10
Holt, Donald	7
The Crane's (Robert & Effie)	7
Ziehm, William	7
Hughey, Rocky	6
Stowers, Chris	6
Mazur, Joe	5
Edwards, George & Ann	4
Hune, Joe	4
Krause Family	4
Hurd, Joshua	3
Crosby, Jim	2
Lefebber Family	2
Thyssen, John	2
Dlugatch, Harvey	1
Johnson, Ken	1
Lehman, Christine	1
Pueschel, Carol	1

Buff (B)

Hawes, Robert	246
Peterson, Larry & Mark	85
Thompson, Ed	76
Holt, Donald	52
Armstrong, A.M.	45
Lamb, Donna	34
Ingram, Terry	29
Wright, Donald	26
Rau, Norman F.	25
Lukan, Michael	24
Adams, Scott	23
Edwards, George & Ann	19
Becker, Michael	18
Ryan, Jeffrey	14
Abbitt, Fred	13
Helvey, Bryant & Blair	12
Justice, Brian	10
Minnich, E. & J.	10
Ziehm, William	9
Meyer, Carl	8
Rau, Karl F.	8
Hickey, Raymond	7
Lewis, William D.	7
Krause Family	6
Miller, Ken & Bernita	6
Shell, D. & B.	6
Waldau, Dick & Thola	6
Dysart, Daniel	5
Wollard, Dennis	5
Benn, Mason	4
Hoyt, Mary E.	3
Matts, Jamie	3
Smith, Kim	2
Murray, Kimberly	1



MASTER BREEDER POINTS



Blue (B)

Isler, Sandy	175
Anderson, Charles	145
Rau, Norman F.	108
Maas, Hans	95
Mazur, Joe	71
Rau, Karl F.	62
Waldau, D. & T.	48
McCammon, Matt	47
Shell, D. & B.	21
Johnson, Ken	16
Helvey, Bryant & Blair	12
Miller, Ken & Bernita	11
Park, Don & Linda	11
Lewis, William D.	10
Ray, Otes Sr.	10
Hickey, Raymond	9
Hagler, Chuck	4
Hawes, Robert	4
Matts, Jamie	4
Smith, Kim	4
Krause Family	3
Angel's Paradise (JoAn Gividen)	2
Armstrong, A.M.	2
Dlugatch, Harvey	2
Erickson, Don	2
Minnich, Elton and Josh	2
St. Amour, Kay	2
Summer Shain	2
Anderson, Bob	1
Cooper, George	1
Estlack, Russell and Allen	1
Holt, Donald	1
Knox, Richard & Lawanda	1
Lefebber, Ronna	1

Mottled (B)

Dionne, Dale	341
McCammon, Matt	84
Mazur, Joe	68
Rau, Karl F.	52
Rau, Norman F.	39
Ray, Erika	31
Robinson, Doris	24
Marsinko, Andrew	19
Matts, Jamie	17
Dyer, Leslie	13
Adams, Scott	11
St. Amour, Kay	9
Anderson, Charles	7
Miller, Ken & Bernita	7
Maas, Hans	6
Clark, J&S	3
Barnhouse, N. & W	2
Michalski, Rosemary	2
Coffin, Sharon	1
Earnst, W. (B&B)	1
Holt, Donald	1
Thyssen, John	1
Waldau, D. & T.	1

Splash (B)

Isler, T. & S.	5
Rau, Karl F.	4
Rau, Norman F.	4
Mazur, Joe	2
Earnst, W. (B&B)	1

Barred (B)

Miller, Ken and Bernita	10
Fox, Kelly	6
Garrison, Heyward and Steve	4
Knox, Richard and Lawanda	4
Ray, Otes Sr.	2
Waldau, D. & T.	2
Isler, T. & S.	1
Krause Family	1

Br. Red (B)

Adams-Durgin, Laura	28
Anderson, Charles	8
Rau, Karl F.	4
Ziehm, William	3

Birchen (B)

Rau, Karl F.	2
--------------	---

Golden Laced (B)

Lacey, Pat	8
Wollard, Dennis	2
Hoyt, Mary E.	1

Silver Laced (B)

Krause Family	3
Estlack, Russell & Allen	2
Justice, Brian	2
Ray, Otes Sr.	2

Partridge (B)

Maas, Hans	6
Miller, Ken & Bernita	2
Pueschel, Carol	2

Columbian (B)

Rau, Karl F.	16
Hawes, Robert	2
Wollard, Dennis	2

Red (B)

Colegrave, Diane	30
Erickson, Don	4

Frizzle (B)

Marsinko, Andrew	9
Edwards, Billy	2
Hendzel, Jake	2
Bucella, Paul	1
Mazur, Joe	1

Congratulations!!

Congratulations go out to Granville Geake, Heyward and Steve Garrison, Tim and Sandy Baldwin, Raven Wing Farm (Judy McAlexander), Angel's Paradise (JoAn Gividen), and Bill Hopkins for breaking into the points charts for the first time. (Bill Hopkins had accumulated 16 points in Black Bantams but was not previously listed. He now has 21. Sorry Bill!)



Notable Wins: (I am limited by the information contained on the Show Report Forms. It is not my intention to leave anybody out, but I can't print, what I don't know.)

Ken and Bernita Miller - Grand Champion of the Show on a Black Bantam Cock - Cornhusker Poultry Club, Mar 11, 2000

Scott Adams - Reserve Champion Large Fowl on a Black Cockerel - Cornhusker Poultry Club, Mar 11, 2000

Tom and Kathy Roebuck Sr. - Grand Champion of Show on a Black Bantam Hen - Sussex County Poultry Fanciers Spring Show, April 29-30, 2000

Jimmie Currens - Overall Champion Cochon on a White Bantam Cock (46 Cochons)- Red Hill Bantam Club, May 6-7, 2000 **Earned Master Breeder

Tim Hooker - Overall Champion Cochon, Champion Featherleg, Reserve Champion Bantam on a Black Pullet - Dayton Fancy Feather Club, April 29-30, 2000

John Thyssen - Overall Champion Cochon, Champion Asiatic on a Large Black Pullet (146 Cochons) - Florida Sunshine Classic, Jan 8-9, 2000

Joe Mazur - Grand Champion of Show on a Black Bantam Cockerel - Washington Feather Fanciers, Oct 16-17, 1999

Joe Mazur - Champion of Show on a Mottled Bantam Pullet - Vernon Winter Carnival Show, Feb 6, 2000

Joe Mazur - Champion Bantam on a Black Hen - Interior Provincial Exhibitor, Sept 1-5, 1999

Tim Hooker - Super Grand Champion of Show on a Black Bantam Cockerel (1082 Birds entered), Heartland Classic, March 4-5, 2000



MASTER BREEDER POINTS



Black (S)

Watford, Ray	224
Mac Harp Farm	81
St. Amour, Kay	74
Carothers, Robert	66
Anderson, Bob	65
West, William	67
Adams, Scott	62
Thyssen, John	57
Ware, Dawn	47
Ray, Erika	33
Sorenson, K&A	33
Barca, John	31
Gem State Cochins	30
Jones, Steve	28
Ryan, C. William	25
Wollard, Dennis	24
Brown, Tim	21
Rutherford, D. & S.	18
Clark, J&S	17
Mickey, Frank Jr.	17
Conlan, Jim	11
Miller, Ken and Bernita	10
Beauford, Forrest	8
Dlugatch, Harvey	8
Bucella, Paul & Loretta	7
Hickey, Raymond	6
DiNatale, John	5
Raven Wing Farm	5
Smith, Kim	5
Fidler, Dean	4
Marsinko, Andrew	4
Rice, Tom and Pat	4
Schaal, Brian	4
Minnich, Elton and Josh	3
Andrews, Katie	2
Cornatzer, Tommy	2
Gallagher, Kevin & Donna	2
Lefebber Family	2
Mayeaux, Jason	2
Aten, D&P	1
Lehman, Christine	1
Wiltshire, Tom	1

White (S)

Mac Harp Farm	156
Homer, Paul	60
Lefebber, Ronna	21
Lefebber Family	12
Carothers, Robert	11
West, William	7
Thyssen, John	5
West, David	5
Hickey, Raymond	4
Smith, Kim	4
Rice, T&P	2
Robson, Grady	2

The following members received points in the Master Breeder Points Standings during this reporting period:

Jimmie Currens	Dawn Ware
Granville Geake	Tim Brown
William Serrine	Betty Kearns
Paul and Loretta Bucella	Don Erickson
Matt McCammon	Tom Wiltshire
Richard and Lawanda Knox	Raven Wing Farm
Tim Hooker	Larry and Mark Peterson
Ken and Bernita Miller	Russell and Allen Estlack
Angels' Paradise	Donald Holt
	Billy Edwards
	Tim and Sandy Baldwin
	Norman Rau
	Donna Lamb
	John Thyssen

Buff (S)

West, William	193
Justice, Brian	183
Peterson, Larry & Mark	171
Mac Harp Farm	165
Marsinko, Andrew	67
Armstrong, A.M.	58
Lukan, Michael	37
Anderson, Bob	30
Schaal, Brian	30
Bucella, Paul and Loretta	22
Wollard, Dennis	21
Jones, Steve	11
Knox, Richard & Lawanda	11
Rice, Tom and Pat	5
Mayeaux, Jason	4
Adams, Beth	3
Carothers, Robert	3
Clark, J&S	3
Weidel, Pamela	3
Gallagher, Kevin & Donna	2
Meyer, Carl	2
Mickey, Frank Jr.	2
Thyssen, John	2
Adams, Scott	1
Brown, Tim	1
Esbenshade, Cheryl	1
Johnson Family, Steve	1
Maas, Hans	1
Shell, D. & B.	1

Blue (S)

Ware, Dawn	19
Marsinko, Andrew	17
St. Amour, Kay	15
Thyssen, John	10
Wiltshire, Tom	5
Anderson, Bob	4
Rice, Tom & Pat	4
Minnich, E. & J.	2
Misener, Dr. C. R. (Dick)	2
Rutherford, D. & S.	2
Smith, Kim	2
Dlugatch, Harvey	1

Bill Hopkins
Steve Jones
Rocky Hughey
William D. Lewis
Donald Wright
Heyward and Steve Garrison
Terry Ingram
Minnich's Coop
Andy Marsinko
Kay St. Amour
George and Ann Edwards
Tom and Kathy Roebuck Sr.
John Henderson
Pat Lacey
Al Prado
Joe Mazur
Ronna Lefebber
Scott Adams

Partridge (S)

Mac Harp Farm	21
St. Amour, Kay	18
Jones, Steve	16
Barca, John	6
Homer, Paul	6
Carothers, Robert	4
Andrews, Katie	3
Geake, Granville	1
Redsdale, Lee & Laura	1

Splash (S)

St. Amour, Kay	6
Marsinko, Andrew	5
Ware, Dawn	2

Brown Red (S)

Wiltshire, Tom	3
----------------	---

Mottled (S)

Minnich, Elton and Josh	13
Thyssen, John	3

Silver Laced (S)

Rice, Tom & Pat	8
Barca, John	1

Red (S)

Colgrave, Diane	6
Rice, Tom & Pat	6

Notable Wins: (Continued)

Kay St. Amour - Champion Asiatic, and Champion Large Fowl on a Partridge Hen - Susquehanna Poultry Club, March 19, 2000

Heyward and Steve Garrison - Grand Champion of Show on a Black Bantam-Hen - Unifor Show, Feb 26, 2000

John Barca - Champion Asiatic on a Black Pullet bred by Bob Anderson, Santa Barbara Expo/Fair

Joe Mazur - Champion Featherleg, Reserve Bantam, Show Reserve on a Black Cockerel - Cascade Spring Poultry Show, March 18, 2000

John Henderson - Champion Asiatic on a Black Cock - Utah Fancy Poultry Association, March 10-12, 2000

Tom and Kathy Roebuck Sr. - Overall Champion Cochin, Champion Featherleg, Reserve Champion Bantam on a Black Hen (District Meet - 91 Cochins) - Delmarva Poultry Fanciers, April 16, 2000

Meet Results

West Central Ohio

Wapakoneta, OH
Regional Meet
March 18-19, 2000

Total Cochins: 71
Total Bantams: 59
Total Standards: 12

Judges(s): Troy Laroche

Overall Champion:

BB Btm: Wht P Richard and Lawanda Knox
RB Btm: Blk P Knox
BB Std: Blk H Greg Lininger
RB Std: Blk H Greg Lininger

Bantam Results:

Black: BV(24) P Knox
RV H Knox
White: BV(28) P Knox
RV K Knox
Buff: BV(1) K Mandy Theurer
Blue: BV(3) C Matt Lhamon
RV K Kendra Aldrich
Mottled: BV(1) H Aldrich
Barred: BV(1) K Amanda Schmitt

Standard Results:

Black: BV(3) H Lininger
RV H "
White: BV(8) H Ronna Lefeber
RV P "
Partridge: BV(2) H Lininger
RV H "

Utah Fancy Poultry Association

Farmington, UT
Regional Meet
March 10-12, 2000

Total Cochins: 86
Total Bantams: 78
Total Standards: 8

Judges(s): Pat Malone

Overall Champion: Blk H (B), Joe Mazur

BB Btm: Blk H Joe Mazur
RB Btm: Blue H Mazur
BB Std: Blk C John Henderson
RB Std: Blk P Henderson

Bantam Results:

Black: BV(32) H Mazur
RV K "
White: BV(24) H Al Prado
RV K Pat Lacey
Blue: BV(6) H Mazur
RV H "
Mottled: BV(12) P "
RV H "
Splash: BV(4) P "
RV P "

Standard Results:

Black: BV(7) C Henderson
RV P "
Buff: BV(1) K Goodey and Merrell

Cascade Spring Poultry Show

Monroe, WA
Regional Meet
March 18, 2000

Total Cochins: 27
Total Bantams: 26
Total Standards: 1

Judges(s): Ray Verdune

Overall Champion: Blk K (B), Joe Mazur

BB Btm: Blk K Mazur
RB Btm: Blk P "
BB Std: Blk H Vern Sorenson

Bantam Results:

Black: BV(16) K Mazur
RV P "
White: BV(2) H Katie Day
RV P "

Mottled: BV(4) H Mazur
RV P Mazur
Birchen: BV(4) K J. Lyng
RV P "

Standard Results:

Black: BV(1) H Sorenson

West Alabama Poultry Club

Tuscaloosa, AL
Regional Meet
March 18, 2000

Total Cochins: 39
Total Bantams: 39
Total Standards: 0

Judges(s): Jerry McCarty, Marty McGuire,
Phil Sizemore

Overall Champion: N/A

BB Btm: Blk P Rodney Wright
RB Btm: Buff H Terry Ingram

Bantam Results:

Black: BV(10) P Wright
RV P "
White: BV(13) P Ingram
RV K "
Buff: BV(10) H "
RV K "
Blue: BV(2) H Phillip & Sarah Wyatt
RV K Ingram
Mottled: BV(4) H Dusty Miller
RV C "

Unifor

Hickory, NC
Regional Meet
February 26, 2000

Total Cochins: 53
Total Bantams: 53
Total Standards: 0

Judges(s): W. D. Jones

Overall Champion: N/A

BB Btm: Blk H Heyward & Steve Garrison
RB Btm: Wht K Garrison

Bantam Results:

Black: BV(25) H Garrison
RV P "
White: BV(13) K "
RV H Nelson
Westmoreland
Buff: BV(3) K Danny Dysart
RV K George & Ann
Edwards
Mottled: BV(2) H Tommy Cornatzer
RV K "
Barred: BV(10) H Garrison
RV K "

Susquehanna Poultry Club

Rising Sun, MD
Regional Meet
March 19, 2000

Total Cochins: 53
Total Bantams: 41
Total Standards: 12

Judges(s): Danny Dysart

Overall Champion: Blk P (B), Donald Wright

BB Btm: Blk P Donald Wright
RB Btm: Blue P William D. Lewis
BB Std: Part H Kay St. Amour
RB Std: Blk H William Evans Sr.

Bantam Results:

Black: BV(24) P Wright
RV K "
White: BV(4) H St Amour
RV C Ken Merrill
Buff: BV(4) C Bill Ziehm
RV P "
Blue: BV(2) P William D. Lewis
RV P "
Mottled: BV(3) H St Amour
RV H Jacob Sutton (JR)

Barred: BV(1) H Amber Harkins (JR)
Birchen: BV(2) H Kyle Dudley (JR)
RV K Ziehm
Brown Red: BV(1) P "

Standard Results:

Black: BV(6) H Evans
RV P Merrill
Partridge: BV(6) H St. Amour
RV C Merrill

Carpet City Bantam Club

Dalton, GA
Regional Meet
March 11, 2000

Total Cochins: 30
Total Bantams: 30
Total Standards:)

Judges(s): Keith Wagner

Overall Champion: N/A

BB Btm: Blk H Rocky Hughey
RB Btm: Wht K Rocky Hughey

Bantam Results:

Black: BV(27) H Hughey
RV P Floyd Spry
White: BV(3) K Hughey
RV P "

Interior Provincial Exhibition

Armstrong, B.C.
Regional Meet
September 1-5, 1999

Total Cochins: 32
Total Bantams: 32
Total Standards: 0

Judges(s): Troy Laroche

Overall Champion: N/A

BB Btm: Blk H Joe Mazur
RB Btm: Blk H Mazur

Bantam Results:

Black: BV(16) H Mazur
RV H "
White: BV(6) P Dave & Matt
Buckingham
RV P "
Blue: BV(1) C "
Mottled: BV(8) P Mazur
RV H Mazur
Splash: BV(1) K Mazur

Vernon Winter Carnival Show

Vernon, B.C.
Regional Meet
February 6, 2000

Total Cochins: 47
Total Bantams: 47
Total Standards: 0

Judges(s): Vern Sorenson

Overall Champion: N/A

BB Btm: Mottl P Joe Mazur
RB Btm: Unavailable

Bantam Results:

Black: BV(20) H Mazur
RV K "
White: BV(2) H "
RV K "
Blue: BV(7) H "
RV P "
Mottled: BV(13) P "
RV H "
Splash: BV(5) P "
RV K "

Washington Feather Fanciers

Autumn Classic

Elma, WA
Regional
Oct 16-17, 1999

Total Cochins: 37
Total Bantams: 37
Total Standards: 0

Judges(s): Ken Cooke, Ron McKown

Overall Champion: N/A

BB Btm: Blk K Joe Mazur
RB Btm: Not Included on show report

Bantam Results:

Black: BV(22) K Mazur
RV P "
Buff: BV(4) P Kristen Kozak
RV P "
Blue: BV(3) P Mazur
RV P "
Mottled: BV(6) H "
RV H "
Splash: BV(1) K "
Partridge: BV(1) P Tom Parson

Friendship Poultry Fanciers

Morganton, NC
Regional Meet
January 29, 2000

Total Cochins: 3
Total Bantams: 3

Judges(s): Wil Burton

Overall Champion: N/A

BB Btm: Mot K Tommy Cornatzer
RB Btm: Wht H Neslon Westmoreland

Bantam Results:

White: BV(1) H Westmoreland
Mottled: BV(2) K Cornatzer
RV K "

"Bad weather for this show forced many of the exhibitors to stay home."

South Plains Bantam Association

Lubbock, TX
Regional Meet
March 4, 2000

Total Cochins: 26
Total Bantams: 3
Total Standards: 23

Judges(s): Terry Britt, Randy Taylor

Overall Champion: Wht C (B), Billy Edwards

BB Btm: Wht C Billy Edwards
RB Btm: Blk K Noel Shaw
BB Std: Blk C Steve Jones
RB Std: Blk H "

Bantam Results:

Black: BV(1) K Shaw
White: BV(1) C Edwards
Buff: BV(1) K Samuel Caldwell

Standard Results:

Black: BV(10) C Steve Jones
RV H "
Buff: BV(6) P "
RV H "
Partridge: BV(6) H "
RV H "
Silver Laced: BV(2) K Caldwell
RV P "
Brown: BV(1) ? "

Meet Results

Southwestern Exposition and Livestock Show

Fort Worth, TX
Regional Meet
January 29-30, 2000

Total Cochins: 92
Total Bantams: 41
Total Standards: 51

Judges(s): ?

Overall Champion: Not provided on show report

BB Btm: Blk P Bill Hopkins
RB Btm: Blk H "
BB Std: Blue K John Thyssen
RB Std: Blk P "

Bantam Results:

Black: BV(25) P Hopkins
RV H "
White: BV(8) P Thyssen
RV C "
Barred: BV(2) P Angel's Paradise
RV K "
Blue: BV(5) P "
RV P "
Mottled: BV(1) H Douglas Clark
RV "

Standard Results:

Black: BV(20) P John Thyssen
RV P "
Buff: BV(15) P Kenneth Wilson
RV K "
White: BV(1) P Bob Hinds
Blue: BV(3) K John Thyssen
RV K "
Partridge: BV(11) H Steve Jones
RV K "
Mottled: BV(1) H John Thyssen
RV "

New England Bantam Club

Bristol Agricultural H.S.
Regional Meet
November 14, 1999

Total Cochins: 52
Total Bantams: 52

Judges(s): ?

Overall Champion: N/A

BB Btm: Blk H Stacey Brown
RB Btm: Wht P Donna Lamb **10**

Bantam Results:

Black: BV(21) H Stacey Brown
RV P "
White: BV(9) P Donna Lamb **2W**
RV P "
Buff: BV(7) P "
RV P "**2B**
Blue: BV(9) P Norman Rau
RV P "
Mottled: BV(4) C Richard Nordahl
RV P Norman Rau

Florida Sunshine Classic

Lake City, FL
Regional Meet
January 8-9, 2000

Total Cochins: 146
Total Bantams: 107
Total Standards: 39

Judges(s): Paul Monteith

Overall Champion: Blk P (S), John Thyssen

BB Btm: Blk P Tim and Susan Baldwin
RB Btm: Blk C Tim Hooker
BB Std: Blk P John Thyssen
RB Std: Blk H "

Bantam Results:

Black: BV(51) P Baldwin
RV C Hooker
White: BV(14) P Rodney Wright
RV K Terry Ingram
Buff: BV(15) P "
RV H "

Blue: BV(4) H John Thyssen
RV H Terry Campbell
Mottled: BV(3) H "
RV H Kay St. Amour

Standard Results:

Black: BV(29) P Thyssen
RV H "
Buff: BV(8) C Kenneth Wilson
RV P "
Blue: BV(1) K Thyssen
Mottled: BV(1) H "

Delmarva Poultry Fanciers

Harrington, DE
District Meet
April 16, 2000

Total Cochins: 91
Total Bantams: 69
Total Standards: 22

Judges(s): Rick Porr

Overall Champion: Blk H (B), Tom and Kathy Roebuck Sr.

Overall Reserve Champion: Blk H (B), T & K Roebuck Sr.

BB Btm: Blk H Tom and Kathy Roebuck Sr.
RB Btm: Blk H "
BB Std: Mott H Josh Minnich
RB Std: Mott H Elton Minnich

Champion Display: Black Btm, T & K Roebuck

Bantam Results:

Black: BV(23) H Roebuck
RV H Roebuck
White: BV(6) C George and Ann
Edwards
RV K "
Buff: BV(18) K "
RV K "
Blue: BV(6) P J. Minnich
RV K J. Minnich
Mottled: BV(6) H Kay St. Amour
RV P Andy Marsinko
Splash: BV (1) H J. Minnich
Partridge: BV (2) H Teresa Snedeker
RV C "
Blk Friz: BV(2) H Jim Spady
RV C "
Wht Friz: BV(2) C "
RV C "
Red: BV(2) H Elton Minnich
RV C "
Blue Mott: BV(1) K Marsinko

Standard Results:

Black: BV(7) H St. Amour
RV P "
Mottled: BV(10) H J. Minnich
RV H E. Minnich
Partridge: BV(5) H St. Amour
RV C "

Eastern Iowa Poultry Association

Iowa City, IA
District Meet
Nov 26-27, 1999

Total Cochins: 51
Total Bantams: 32
Total Standards: 19

Judges(s): James Miller, Earl Jones

Overall Champion: Blk P (B), Tim Hooker

BB Btm: Blk P Hooker
RB Btm: Blk H Larry and Mark Peterson
BB Std: Blk H Raven Wing Farm
RB Std: Buff K Peterson

Bantam Results:

Black: BV(18) P Hooker
RV H Peterson
White: BV(3) K Robert Carothers
RV P "
Buff: BV(8) P Peterson
RV P "
Mottled: BV(3) H Dwayne-Ardith Miller
RV "

Standard Results:

Black: BV(3) H Raven Wing Farm
RV P Tom Wiltshire
Buff: BV(4) K Peterson
RV P "
White: BV(8) H Ronna Lefebber
RV P "
Blue: BV(2) H Wiltshire
RV P "
Brn Red: BV(2) K "
RV P "

Peach State Poultry Fanciers

Commerce, GA
District Meet
Jan 15, 2000

Total Cochins: 91
Total Bantams: 56
Total Standards: 35

Judges(s): Don Juencke

Overall Champion: Not Selected

BB Btm: Blk H Tim and Susan Baldwin
RB Btm: Blk P Heyward & Steve Garrison
BB Std: Blk H Dawn Ware
RB Std: Blue P Dawn Ware

Bantam Results:

Black: BV(18) H Baldwin
RV P Garrison
White: BV(25) H Jimmie Currens
RV C "
Buff: BV(8) H Terry Ingram
RV K "
Barred: BV(3) K Garrison
RV K "
Mottled: BV(2) K Tommy Cornatzer
RV K "

Standard Results:

Black: BV(22) H Ware
RV K "
Blue: BV(9) P "
RV H "
Splash: BV(8) J & S Farms
RV J & S Farms

Central Florida Poultry Breeders

Tampa, FL
Regional Meet
December 1-12, 1999

Total Cochins: 51
Total Bantams: 22
Total Standards: 29

Judges(s): Don Nelson, Ernie Durb

Overall Champion: Not Selected

BB Btm: Blk P Betty Kearns
RB Btm: Blk K Betty Kearns
BB Std: Blk H Tim Brown
RB Std: Blk P John Thyssen

Bantam Results:

Black: BV(15) P Kearns
RV K "
Blue: BV(1) H John Thyssen
Mottled: BV(2) C Doris Robinson
RV P Kearns
Mott Friz: BV(2) H Robinson
RV P "
Blk Friz: BV(1) P "

Standard Results:

Black: BV(20) H Brown
RV P Thyssen
Buff: BV(4) K Kenneth Wilson
RV P "
Mottled: BV(1) H Thyssen
Blue: BV(1) K "
Partridge: BV(3) P Betty Kearns
RV P "

North Louisiana Poultry Club

Haynesville, LA
Regional Meet
March 11, 2000

Total Cochins: 47
Total Bantams: 44
Total Standards: 3

Judges(s): Frank Brautigam

Overall Champion: Wht C (B), Paul and Loretta Bucella

BB Btm: Wht C Paul & Loretta Bucella
RB Btm: Blk K "
BB Std: Buff K "
RB Std: Buff H "

Bantam Results:

Black: BV(22) K Bucella
RV C "
White: BV(15) C "
RV K Terry Ingram
Buff: BV(12) K "
RV K "
Blue: BV(1) ? Terry Ingram
Mottled: BV(1) ? Bucella

Standard Results:

Buff: BV(3) K Bucella
RV H "

Heartland Classic

Cape Girardeau, MO
Regional Meet
March 4-5, 2000

Total Cochins: 18
Total Bantams: 16
Total Standards: 2

Judges(s): Gene Bernard

Overall Champion: Blk K (B), Tim Hooker

BB Btm: Blk K Tim Hooker
RB Btm: Blk K "
BB Std: Buff K Kestner's Bantams
RB Std: Blk H Phyllis Sinn

Bantam Results:

Black: BV(11) K Hooker
RV K "
White: BV(2) K Brad Jones
RV K "
Buff: BV(3) C Kim Cash
RV P "

Standard Results:

Black: BV(1) H Sinn
Buff: BV(1) K Kestner's

Oklahoma State Poultry

Federation
Shawnee, OK
Regional Meet
December 6, 1999

Total Cochins: 101
Total Bantams: 78
Total Standards: 23

Judges(s): Paul Montieth

Overall Champion: Blk H (B), Billy Edwards

BB Btm: Blk H Billy Edwards
RB Btm: Blk C Paul Bucella
BB Std: ?
RB Std: ?

Bantam Results:

Black: BV(41) H Edwards
RV C Bucella
White: BV(22) P "
RV K "
Buff: BV(6) K Donald Holt
RV H "
Blue: BV(5) P "
RV H Russell & Allen
Etlack
Sil Laced: BV(1) H "
Blu/Buf Col: BV(1) P "

Meet Results

Standard Results:

Black: BV(9) H Steve Jones
RV P Bucella
Buff: BV(5) H Jones
RV H "
Partridge: BV(9) H "
RV K "

Minnesota State Poultry Show

Hutchinson, MN
Regional Meet
October 22-24, 1999

Total Cochins: 96
Total Bantams: 77
Total Standards: 19

Judges(s): Jeff Halbach, Terry Britt, John Thomforde

Overall Champion: Wht P (B), Pat Lacey

BB Btm: Wht P Pat Lacey
RB Btm: Wht H Pat Lacey
BB Std: Buff K Larry & Mark Peterson
RB Std: Buff K Peterson

Bantam Results:

Black: BV(21) P Peterson
RV K "
White: BV(25) P Lacey
RV H "
Buff: BV(6) K Peterson
RV P "
Blue: BV(1) K Bill & Joy Krueger
Mottled: BV(2) C Dwayne & Ardith Miller
RV H "
Red: BV(9) P Don Erickson
RV K "
Columbian: BV(2) P Peterson
RV K Krueger
Brn Red: BV(4) P David Laatsch
RV P "
Blk Friz: BV(7) H Miller
RV P Laatsch

Standard Results:

Black: BV(8) P Tom Wiltshire
RV P Wayne Fischer
Buff: BV(4) K Peterson
RV K "
White: BV(1) P Wiltshire
Blue: BV(4) P "
RV P "
Brn Red: BV(2) P "
RV K "

Tucson Poultry, Pigeon & Fancy Fowl

Tucson, AZ
Regional Meet
Nov 20-21, 1999

Total Cochins: 42
Total Bantams: 42
Total Standards: N/A

Judges(s): Rodney Danel, Jeff Halbach

Overall Champion: N/A

BB Btm: Not recorded
RB Btm: Not recorded

Bantam Results:

Black: BV(6) P Starks Bantams
RV K "
White: BV(7) C Sean Ewer
RV C Christian Porter
Blue: BV(3) K Rebecca Swanston
RV P "
Mottled: BV(12) H Jodi Van Bezooeyen
RV K "
Partridge: BV(7) P Chester Hupp
RV K Shawn Cunningham
Barred: BV(2) C Chris Drummond
RV H "
G. Laced: BV(1) P "
Red Friz: BV(4) C Rebecca Swanston
RV H Drummon

Sussex County Poultry Fanciers

Spring Show

Augusta, NJ
Regional Meet
April 29-30, 2000

Total Cochins: 56
Total Bantams: 32
Total Standards: 24

Judges(s): Paul Kroll, Rick Hare, Gus Vinhage

Overall Champion: Blk H, Tom and Kathy Roebuck Sr.

BB Btm: Blk H Tom and Kathy Roebuck Sr.
RB Btm: Blk H Roebuck
BB Std: Part H Kay St. Amour
RB Std: Blk H St. Amour

Bantam Results:

Black: BV(11) H Roebuck
RV H "
White: BV(2) C Diana Carle
RV H "
Buff: BV(7) K Chuck Campfield
RV C "
Blue: BV(4) C Basil Smith
RV H "
Mottled: BV(6) H "
RV H St. Amour
Birchen: BV(1) H Joan Hoban

Standard Results:

Black: BV(13) H St. Amour
RV K "
Buff: BV(2) H Granville Geake
RV P "
White: BV(2) P "
RV P "
Blue: BV(2) C "
RV H "
Partridge: BV(5) H St. Amour
RV H Geake

Tri Cities Bantam Association

Muscle Shoals, AL
Regional Meet
February 5, 2000

Total Cochins: 73
Total Bantams: 71
Total Standards: 2

Judges(s): Glen Cryor

Overall Champion: Blk C, Melody Pearson

BB Btm: Blk C Melody Pearson
RB Btm: Wht K Terry Ingram
BB Std: Blk C Bobby Brakeman
RB Std: Blk H "

Bantam Results:

Black: BV(21) C Pearson
RV C Donald Holt
White: BV(20) K Terry Ingram
RV K "
Buff: BV(18) K "
RV K "
Blue: BV(2) K "
RV K Gotta Hatch Poultry
Mottled: BV(10) H Dusty Miller
RV C "

Standard Results:

Black: BV(2) C Brakeman
RV H "

Dayton Fancy Feather Club

Greenville, OH
Regional Meet
April 29-30, 2000

Total Cochins: 70
Total Bantams: 66
Total Standards: 4

Judges(s): Tim Bowles, Mike Waski

Overall Champion: Blk P (B), Tim Hooker

BB Btm: Blk P Hooker
RB Btm: Blk P "
BB Std: Blk H Greg Lininger
RB Std: Blk H "

Bantam Results:

Black: BV(20) P Hooker
RV P "
White: BV(25) K R & L Knox
RV C Pat Lacey
Buff: BV(11) C Mike Crawford
RV H "
Partridge: BV(4) H "
RV P "
Mottled: BV(5) H Matt McCammon
RV K "
Brown Red: BV(1) H Lacey

Standard Results:

Black: BV(3) H Lininger
RV H "
Buff: BV(1) C Kathy Gratsch

Red Hill Bantam Club

Mt Carmel, IL
Regional Meet
May 6-7, 2000

Total Cochins: 46
Total Bantams: 43
Total Standards: 3

Judges(s): Tim Clanton

Overall Champion: Wht C, Jimmie Currens

BB Btm: Wht C Jimmie Currens
RB Btm: Blue H Sandy Isler
BB Std: Buff C Mike Tolka
RB Std: Buff H "

Bantam Results:

Black: BV(20) P Lewis McCluskey
RV C "
White: BV(8) C Currens
RV K "
Brown Red: BV(1) P D. & V. Stockton
Blue: BV(5) H Isler
RV P Isler
Mottled: BV(7) H Matt McCammon
RV K "

Standard Results:

Buff: BV(2) C Tolka
RV H "
Partridge: BV(1) C Stockton

Little Rhody Poultry Fanciers

Location
Regional Meet
Dates

Total Cochins: 24
Total Bantams: 24
Total Standards: 0

Judges(s): ?

BB Btm: Blk P Charles Anderson
RB Btm: Blue K Charles Anderson

Bantam Results:

Black: BV(10) P Anderson
RV K William Serrine
White: BV(6) C "
RV K "
Blue: BV(8) K Anderson
RV C "

Ark-Okla Poultry Club

Fort Smith, AR
Regional Meet
April 8, 2000

Total Cochins: 71
Total Bantams: 51
Total Standards: 20

Judges(s): Eugene Barnard, Duane Ballard

Overall Champion: Blk C (B), Ken and Bernita Miller

BB Btm: Blk C Miller
RB Btm: Wht H Miller
BB Std: Buff K Paul and Loretta Bucella
RB Std: Blk H Steve Jones

Bantam Results:

Black: BV(29) C Miller
RV H "
White: BV(14) H "
RV C Bucella
Partridge: BV(4) H Benjamin Barthel
RV C "
Blue: BV(2) K Miller
RV H "

Standard Results:

Black: BV(10) H Jones
RV C Miller
Buff: BV(7) K Bucella
RV H Jones

Cornhusker Poultry Club

Crete, NE
Regional Meet
March 11, 2000

Total Cochins: 79
Total Bantams: 67
Total Standards: 12

Judges(s): Milton Gadberry, Dennis Thompson

Overall Champion: Black C (B), Ken and Bernita Miller

BB Btm: Blk C Ken and Bernita Miller
RB Btm: Wht C Miller
BB Std: Blk K Scott Adams
RB Std: Blk H Raven Wing Farm
(Judy McAlexander)

Bantam Results:

Black: BV(35) C Miller
RV H "
White: BV(8) C "
RV P A. M. Armstrong
Mottled: BV(1) C Angela Majors
Barred: BV(6) C Richard L. Rieken
RV C "
Mott Friz: BV(1) H Kathy Petrmichl
Wht Friz: BV(3) H Christine Stowers
RV K Raven Wing Farm

Standard Results:

Black: BV(12) K Scott Adams
RV H Raven Wing Farm

Cochins Rule!

