



Cochins International




Editor: Tom Roebuck Jr.

Established 1992

Volume 23, November 1, 2000

Eastern National Winners!

Colwyn Champion Showcase, Fergus, Ontario, September 24, 2000



Overall Champion Cochin
Champion Bantam of the Show
Best of Breed Black Pullet
by Joe Mazur - Enderby, British Columbia



Overall Reserve Champion Cochin
Best of Breed White Pullet
by Bernice MacClaren and Steve Harper (Mac-Harp
Poultry) Bracebridge, Ontario

2001 is right around the corner.....Don't forget to send in your dues for the new year. Please note that a dues increase was voted on and approved at the National Meets. The dues for individual memberships, as well as family memberships is now \$15.00. Junior membership dues will remain the same at \$7.50. If the date on your mailing label is highlighted in **YELLOW, your dues expire at the end of this calendar year.** *There are 183 members whose dues expire on December 31st. Our goal is 100% renewal. Don't forget!!*

Club Elections for 2001 are also coming up. We are switching to electing our Officers and Directors to two year terms. Look for your ballots the first part of December! More details on page 5.

Breeders Directory: Your input is needed for the Breeders Directory. The more participation we get the better a directory it will be. Individual information, ads..... we need it all! See page 8 for more details.



Cochins International



OFFICERS

PRESIDENT

Scott C. Adams
RR 1 Box 102 A
Litchfield, NE 68852
(308) 446-2379

VICE PRESIDENT

Dawn Ware
Cackle Valley Farm
11862 Roberson Spring Rd.
Loudon, TN 37774
(865) 458-2953

SECRETARY-TREASURER

Dennis Wollard
1913 Beau Bassin Rd.
Carencro, LA 70520
(337) 896-5442
E-mail: wollard@louisiana.edu

DIRECTORS

International

Bernice MacLaren
RR4 Stephens Bay
Bracebridge, ONT. P1L1X2 Canada
(705) 645-8163

West Central

Mark Peterson
RR1 Box 185
Amboy, MN 56010
(507) 674-3651

Northeast 1

Jamie Matts
RD 1 Box 48A, State Hwy 235
Harpursville, NY 13787
(607) 693-3433
E-mail: mattsjt@aol.com

Southeast

Otes Ray
315 Pearson St.
Blackburg, SC 29702
(864) 839-4508

Region:

Africa, Asia, Australia, Canada, Central America, Europe, South America

Region:

Iowa, Minnesota, Montana, Nebraska, North Dakota, South Dakota, Wyoming

Region:

Connecticut, Maine, Massachusetts, New York, Rhode Island, Vermont

Region:

Alabama, Georgia, Florida, Mississippi, North Carolina, South Carolina, Tennessee

Pacific

Bob Anderson
2691 SW Ek Rd.
West Linn, OR 97068
(503) 638-4302
E-mail: JBob101@worldnet.att.net

North Central

Brian Justice
33841 Hysell Run Rd.
Pomeroy, OH 45769
(740) 992-2927
E-mail: bjustice@eurekanet.com

Northeast 2

William D. Lewis
206 Lakeside Drive
Lewes, DE 19958
(302) 644-0467
E-mail: Bill.Lewis@intervet.akzonobel.nl

Southwest

Bernita Miller
27700 Smasal Rd.
Sedalia, MO 65301
(660) 829-0897
E-mail: bmillier@iland.net

Region:

Alaska, Arizona, California, Hawaii, Idaho, Nevada, Oregon, Utah, Washington

Region:

Illinois, Indiana, Kentucky, Michigan, Ohio, Wisconsin

Region:

Delaware, Maryland, New Jersey, Pennsylvania, Virginia, West Virginia

Region:

Arkansas, Colorado, Kansas, Louisiana, Missouri, New Mexico, Oklahoma, Texas

Editor and Points Chairman

Tom Roebuck Jr.
117 Village Ct.
Havelock, NC 28532
(252) 444-2415
E-mail: tomroebuck@surfnet1.net

Membership Chairman

Matt McCammon
Rt #2 Box 98M
Bloomfield, IN 47424
(812) 384-3777
E-mail: jacmac@custom.net

Directory Chairman


Jeff Ryan
19 Hyde Rd.
Gray, ME 04039
(207) 657-3606
E-mail: jdryan@javanet.com

The Cochins International Newsletter is published three (3) times per year.
Approximate printing dates are February 1, June 1, and October 1.
Send all submissions to the editor at least two weeks prior to the printing date.

Club questions and concerns regarding policy and all ballots should be sent to the **PRESIDENT**.
All show placement requests should be sent by the show secretary to the appropriate area **DIRECTOR**.
Material submitted for publication, show report and "Master Breeder" points questions and/or concerns should be sent to the **EDITOR and POINTS CHAIRMAN**.
Club Directory questions and information should be sent to the **DIRECTORY CHAIRMAN**.

Club Dues: \$15 Single or Family/\$7.50 Jr (Under 18)
Dues are due January 1st and membership runs from January 1st through December 31st of that year.
All inquiries regarding club membership and payment of dues should be sent to the **MEMBERSHIP CHAIRMAN**.

Website Address: <http://www.geocities.com/Petsburgh/Fair/7008/>



FROM THE PRESIDENT'S ARENA:

The show season is in full swing with both our Nationals completed. I attended our Western National in Mason City, Iowa, September 16-17, 2000. Congratulations to Al Prado, on his nice White Cochin Bantam hen and Larry and Mark Peterson on their Large Buff Cochin cockerel. There were really nice bantam classes of Blacks, Whites and Buffs. In Large Fowl, the breed was well represented with Black, Buff and Whites. It was nice to see some nice Large Whites.

Tom Roebuck went to the Eastern National in Fergus, Ontario on the 24th of September. Congratulations to Joe Mazur on his big win and congratulations to Bernice MacClaren and Steve Harper (Mac-Harp) on their impressive display of Large Whites.


I've been really busy judging shows every weekend in October and November. I have been able to enter birds in just two shows, Colorado and Nebraska, in that timeframe. The Cochin entries have really been up and it has been very gratifying to see excellent quality representation of our breed at every show.

That is all for now. It won't be long before it is time to start hatching for next year, especially in the large fowl.

Best wishes to all of you,
Scott C. Adams

From the Vice President:

Dawn thought we all could use a chuckle, so she sent me this cartoon to include in the newsletter. It's for those of you who liken your poultry facilities to the Taj Mahal!



Editor Note.....As I state on page 10, we raised \$119 dollars from raffling off a show box at the Eastern National. Anyone can do this to raise money for our club at their shows. It doesn't have to be a show box. It can be a gift certificate for dinner for two, or a gift basket, or a framed print. Anything!!!! As long as you make everyone aware that the money is going toward the club treasury. It also helps to have a specific item or goal that the funds are going toward. For instance a new printer for the club, or the breeders directory, etc.

I did get the new printer. It was \$100 less than when I first looked at it. So.....the printer was \$299 plus tax, minus the \$119 from the show box, minus the \$57 Bernice MacClaren gave me toward it, minus the \$25 I put toward it, leaving the club to cover the remaining \$98 (and the tax). Not bad!!! The color portions of your newsletters were printed on it. All it takes is a little effort on everyone's part and our club will continue to grow. If you have any questions concerning fund raisers feel free to contact me.

Meeting Notes from the Eastern and Western Nationals

The following items were discussed at both the Eastern and Western Nationals. Topics are bold, Discussion items are italicized, and the Results are also bolded.

Item 1. Increasing the membership dues.

Discussion:

- currently they are \$10/single, \$15/family/\$7.50 Junior
- this is a bargain considering what members get
- Probably the best newsletter of any breed club, with color
- Cost breakout for newsletter:

<i>per newsletter mailed to a U.S. member</i>	
-Printing: 26 page newsletter -	\$1.04
-Envelopes:	\$.12
-Postage:	\$.31
Total:	\$1.47

- Additional costs for the newsletter include printer cartridges, and paper postage for overseas and Canada is higher.
- As new members join between newsletter periods, they are sent the latest newsletter. A 26 page newsletter (13 sheets of paper) costs \$.77 cents to go first class in the states.
- We have a bulk mail permit and that will save us money across the board throughout the year. There is a yearly \$100 permit fee, but the savings are worth it. For instance 200 newsletters sent at regular postage rates would cost us (and did cost us before the permit) \$154.00. Now that same number (200) costs us \$60.80. If you do the math to include the yearly permit fee we are now paying \$282.40 for three newsletters as opposed to \$462.00

This is not the only reason for a dues increase. The treasury hovers around the 1200 to 1500 dollar mark. We could do a lot more as a breed club with a larger treasury.

Example: 200 members paying \$10 dues for one year generates \$2000, whereas the same 200 members paying \$15 dues for one year generates \$3000.

Other things to think about:


- Nothing is as cheap as it was in 1992.
- We will be putting out a new Directory for 2001 this fall/Winter.
- It would be nice to be able to sponsor artwork for the Standard color projects
- Junior membership should remain the same. We are supposed to support the young people in the fancy. Junior members showing in the junior shows do not earn master breeder points. The idea behind having them as members is to keep their interest in poultry so that we keep our hobby strong.
- District meet certificate postage.
- plaques for the Nationals and Master Breeder awards
- Possible dues increases:
Single - \$15.00, Family - \$18.00, Junior - stays the same at \$7.50

RESULTS: The membership present at each of the meetings agreed that we should increase our annual dues. The increase that was decided upon was \$15.00 for both single and family memberships. This does not change the family membership dues, but we decided to mirror the ABA. Their single and family dues are the same. The junior membership dues will remain the same at \$7.50.

(Continued on page 5)

TREASURER'S REPORT:

Forward from April	1,863.63
5/11 check 181 for 176.64 to Roebuck for copies/cartridges	1,686.99
6/05 check 182 for 132.00 National trophies to Final Reward	1,554.99
6/21 deposit 115.00	1,669.99
6/30 deposit 180.00	1,849.99
7/10 check 183 for 591.32 newsletter	1,258.67
7/31 deposit 103.00	1,361.67
8/31 no action	1,361.67
9/01 deposit 60.00	1,421.67
9/31 no action	1,421.67
10/31 no action	1,421.67
BALANCE	1,421.67



!!!!2001 Club Elections!!!!

Yes, it's that time again. You should be receiving your ballots in the mail in the beginning of December. Please take the time to fill them out and send them back to Dennis. Voice your opinion by voting in our elections. It will cost you about 5 minutes and a 33 cent stamp!

If you think you would make a good candidate for either President, Vice-President, Secretary/Treasurer, or District Director of your respective district, then give Dennis a call at (337) 896-5442. Don't delay, because he will be putting the ballots together very soon so that we can get them in the mail.

We are currently looking for a District Director for the North Central District. Brian Justice has decided to step down and we need someone to step up and volunteer for the job. It is not difficult, and will take little of your time once you get it organized. Our thanks to Brian for his hard work as the director. North Central includes the states of Illinois, Indiana, Kentucky, Michigan, Ohio, and Wisconsin, so if you live in one of those states, and would like to be one of our directors, throw your name in the hat and call Dennis to get on the ballot.

Keep in mind that we are switching the Officers' and Directors' terms of office to 2 years. This was discussed and approved at both Nationals. So your 2001 elected officials will hold that seat until January of 2003.

Once again, the ballots need to go back to Dennis. His address will be at the bottom of the ballots.

We are a growing club that is on the rise in membership and activity. Let's keep it that way! (TER)

(Continued from page 4) Meeting Notes

ITEM 2. Changing Officers and Directors terms of office to two years.

Discussion:

- Hard to get any kind of continuity if your officers directors can potentially change every year.
- most of the other breed clubs go with every two year elections.

RESULTS: After the issue was discussed it was decided to change the terms of office for Officers and Directors to two years. This will take effect for this year's election.

ITEM 3. Club Patches:

Discussion:

- We are almost out.
- Need to pick another variety for the patch.
- parti-colored bird would be nice, but not sure of the clarity you would get on an embroidered patch.
- Need to change the words Bantam and Standard to Bantam and Large Fowl.
- Need to find a source for these. Who did we have do it last time?

RESULTS: We are going to look into having new patches done in Black, White, Blue and Buff, to offer the membership color options from which to choose.

ITEM 4. New plaques for Master Breeder:

Discussion:

- Use example provided. (Pat Lacey was given a plaque in appreciation of her work for our club and this plaque was similar to the one proposed for Master Breeder. A picture of the proposed plaque was used at the Eastern National.)
- about an increase of \$15.00 over the Castlebury plaques
- unique design.
- can be tailored by variety
- current National plaques have been well received. Everyone seems to like them.

RESULTS: New plaque design was well received. Unanimous decision to switch to this design. Yes more expensive, but well worth it to commemorate such an achievement. Dues increase will off-set this. Plus we don't give out that many.

ITEM 5. Another plateau for the Master Breeder Program.

Discussion:

- *we currently have four master breeders. Two of whom are either at or almost at the 1000 point mark.
- Need to make it attainable.
- Need to have a good name for it
- What kind of award do we want to give.
 - Full page ad in the ABA/APA yearbook of their choice?
 - Story in the poultry press?
 - Another plaque???
 - Suggestions?

RESULTS: New plateau of 1500 was decided upon and will be called Supreme Master Breeder. Award for this is still in the discussion stage, but a Lab Coat for use

(Continued on page 7)

Northeast District II Update:

September has arrived and with it will follow the fall season, cooler weather and our beloved poultry shows! This past spring I had two experimental matings of blue Cochins, one of which has produced some very promising offspring. The individuals of this breeding (black male x blue female) are exhibiting some nice lacing of their feathers and good type. My other breeding of blues, which also consisted of a black male x blue female, are showing good type but has yet to produce the distinctive blue feather that the other breeding has produced. Both breedings of blue x black have yielded some nice black males and females, which may get some show exposure. In addition to the blue matings, I had one mating of black bantams that has provided me with some decent pullets to show this fall. Toe punching and accurate records have been a must to assure that I keep my black offspring from blue x black heritage from being introduced into my pure black lines. One area of concern for me has been eye color, as several birds seem to need improvement in this area.

In August I was saddened with the death of Dr. Charles Wabeck. Charles was an ABA, APA Judge and tremendous promoter of our hobby. Charles and I spoke on the phone at least once a month to discuss birds or to travel to shows together. Dr. Wabeck will be greatly missed by all. His obituary was printed in the September Poultry Press if any of you are interested. As you will read, he was very distinguished and a class individual.

I will be headed to Flemington, NJ the end of September for the Garden State show. It will be good to start showing again and I look very forward to seeing many of you this fall and in the upcoming spring. I expect Tom Roebuck Sr. will be in Flemington with his outstanding black bantams and possibly Donald Wright as well, so I am hoping to possibly provide some competition for these gentlemen in a few weeks.

Please note the remaining year 2000 meets for Northeast II District at the bottom of this letter.

Before I close I would like for all of you to welcome Mike McCarthy of Englishtown, NJ as the newest member to the Northeast II District.

Sincere regards,

William D. Lewis

Remaining NE District II Meets for 2000

- Garden State - 30 September to 01 October 2000 - Flemington, NJ - Regional Meet
- Central Pennsylvania Avian Club - 21 October 2000 - Bloomsburg, PA - Regional Meet
- York Poultry Fanciers - 28-29 October 2000 - York, PA - Regional Meet
- Blue Ridge Poultry Club - 28 October 2000 - Galax, VA - Regional Meet
- Maryland State Poultry Fanciers - 4-5 November 2000 - Frederick, MD - Regional Meet
- Va. Poultry Breeders Association - 18-19 November 2000 - Richmond, VA - Regional Meet

West Central District Notes:

Greetings from the West Central District. As I write this I've just returned from our Western National Meet at the North Iowa Poultry Association in Mason City, Iowa. We had a very good National Meet with about 150 quality Cochins being exhibited by at least 10 exhibitors from 8 states. A nice cross section of Cochins from the Midwest and West.

- Overall Champion Cochins—a White Bantam Hen by Al Prado Jr.
- Reserve Overall Champion Cochins—a Black Bantam Pullet by Tim Hooker
- Champion Large Cochins—a Buff Cockerel by Larry and Mark Peterson
- Reserve Large Cochins—a Black Pullet by Scott Adams
- Champion Cochins Display—White Bantams by Pat Lacey
- Champion Cochins Trio—Black Bantams by Larry and Mark Peterson

The Cochins did well in the overall show with Champion Bantam of the Show going to the White Hen by Al Prado Jr. Champion Large Fowl of the Show went to the Buff Cockerel by Larry and Mark Peterson, while the Champion Display of the Show and the Champion Trio of the Show went to Pat Lacey and Larry and Mark Peterson on their Whites and Blacks respectively.

Some other shows in the District yet to come this fall are:

- Brown County Pigeon and Poultry, New Ulm, MN, Oct 14-15, 2000 (Regional Meet)
- MN State Poultry Assn., Hutchinson, MN, Oct 27-28, 2000 (Regional Meet)
- Nebraska State Poultry Assn., Lincoln, NE, Nov 3-4, 2000 (Regional Meet)
- East Iowa Poultry Assn., Iowa City, IA, Nov 24-25, 2000 (Regional Meet)

I hope many of our members can attend some of these fine shows this fall.

Mark A. Peterson
North Central District Director

Southwest District Update:

Greetings. from Missouri, it has cooled off here since labor day. We need some rain, everything is turning brown. Gardens are gone. The chickens are doing very well considering the heat we had this summer. Our building are insulated and have some shade. Haven't lost any to the heat. We have had some very nice shows in our region, this spring and summer. Our state fair was the first part of August with over 1,700 birds entered. Cochins made up 175 of these entries. A very nice class of birds, every variety of Cochins you could imagine. Also frizzles this year, white and black. Proud to say the Grand Champion of the Show was White Cochin Hen, and the Reserve Feather Leg a black pullet, both ours. This year there were several more Cochin exhibitors. Fred Torrey had some nice black frizzles. There were about 25 frizzles entered this time. A large number of blacks, and whites.

Looks like there will be some great shows in our area this fall. Would like to invite all to come and participate. The 3 Amigos the last weekend in September. The Hutchinson shows in November. The Oklahoma shows, and the Springfield show in October. A show in Columbia, MO in November. Please check the Poultry Press for dates. All will be great shows.

All year around our birds are in the same buildings. They are all insulated and in the winter we kept a heat lamp on as to keep the water from freezing as hard. They usually run outside during the day if the weather is not to extremely cold. We have the pullets and hens running together on the floor of our building and the males are in separate show cages, one per cage. They are like this year around. We use a lot of cedar and pine shaving for their litter.

Please contact me early enough so you can get the Cochin meets in your show catalogs. Hope Kenny and I get to meet more of you at the shows.

Bernita Miller
27700 Smasal Rd
Sedalia, MO 65301
(660) 829-0897
E-mail: bmillier@iland.net

(Continued from page 5) Meeting Notes

in the show hall was one idea mentioned, or perhaps a jacket. More on this to follow.

ITEM 6. Breeders Directory

Discussion:

- What do we want to see in it?
- Ads?
- Articles?
- What will it cost?

RESULTS: All of the above items were discussed and all were met with enthusiasm. After talking with Jeff Ryan and looking at the two directories we have had in the past, it will be more cost effective to stay away from color photos for the directory. We do however want to go back to putting adds in the directory as well as solicit the membership for articles. (More on this elsewhere in this newsletter).

Item 7. All Cochin Show

Discussion:

- Feasibility
- Where would we have it?
- Who would run it?
- Where would we get the money to put it on???
- donations?
- the dues increase?
- Logistically a difficult venture

RESULTS: All members are in favor of having such a show but organizing such an event would be difficult. The officers and directors will discuss this in greater detail.

(Continued on page 10)

Northeast District I Update:

Hello,

Well its that time of year again time to get ready for fall shows and time to cull out before cold weather. I think this is the hardest thing for me so many birds and this one has this quality and that one has another. I know we are all breeding towards the standard of perfection but everyone has their likes and dislikes. This year has been the toughest by far. When you raise eight variety's of bantams and three variety's of large fowl you tend to hatch a lot and that leads to a lot of birds to cull. I usually cull out early for visible defects but we all know that cochins take a while to mature and sometimes six months just isn't enough time. I raised around 450 birds this year and I learned one thing that's TOO MANY!! It never fails you start hatching and one or two colors are not laying and then when they start you figure I am running the incubator anyway so why not continue hatching the first color along with the ones that just started laying. This was my first mistake because then you end up with 70 or 80 birds of the first color when 30 or 40 would have been sufficient. Each year is a learning experience for me but that is what raising chickens is about learning as you go and improving each year.

Well enough about that here are a couple of reports from two shows in my district. The Finger Lakes show in Syracuse was held on June 4, 2000. The champion cochin as well as the champion bantam belonged to Tom and Kathy Roebuck with a black bantam hen. Reserve of breed went to Bill Ziehm on a nice black cockerel. BV white and RV white bantam went to Jamie Matts who also had BV and RV mottled bantam, BV buff went to Bill Ziehm with RV going to Jamie and BV and RV

barred went to Charlie Anderson who also had BV blue bantam. BV large fowl went to William Ryan. There was a nice showing of cochins at this show looking forward to seeing even more at the Yankee Classic which will be held at the same place on Oct 22-23. Also on that note I would like to thank all of you who donated for this how. We raised a little over \$200 for cochin awards. On September 10, 2000 the Twin Tier Poultry show was held in Bath New York. Best of Breed there went to a black cochin cock owned by Danielle Yobst reserve also went to Danielle on a blue hen. Way to go Danielle !!! RV black also went to Danielle on a black pullet while RV blue went to Charlie Anderson . BV and RV buff went to Bill Ziehm while BV and RV Brown red also went to Bill. BV white went to Jamie Matts while RV went to Jay Yobst, BV mottled went to Kay St. Amour with RV going to Jamie, BV barred went to Charlie Anderson and BV large fowl went to Kay. This was a really nice show with nice weather and good people. Danielle's black went on to be reserve feather leg.

On a final note I would like to personally thank Tom Roebuck Jr. for all he has done for our club. He has gone above and beyond to improve this club but he can't do it alone we all need to pitch in with ideas and articles on how to keep improving . Everyone needs to take part if you don't like writing approach me or any director at a show and voice your opinion. Don't wait until the decision is made and then voice a complaint.

Well until next time good luck over the rest of the show season and good luck in setting up your breeding pens. I will tell you right now I am in no hurry for that.

Take Care, Jamie

* 2001 Breeders Directory *

Okay everybody. Here is the down and dirty on the Breeders Directory. Everybody uses the ones they have and now it is time to put together a new one. This task will be handled by our Breeder Directory Chairman Jeff Ryan. Keep in mind that the information in the directory is only as complete as the input he receives from you, the breeders.

Jeff has had some input from members on things they would like to see in this directory so we are no doubt in for a few changes. I used my directory all the time and add info to it as I get it. It is indeed a handy tool.

The bottom line is we need your input. You should all find in with this newsletter a form that you need to fill in and send to Jeff. His address is on the bottom of the form. Please take five minutes to fill out the form, put it in an envelope and send it to Jeff.

The info we need on the form has not changed from the last directory. It is simple and to the point. Just in case I failed to stuff your envelope with one, the information we need is: Name, address, phone, email (if you have one), Size and Varieties of Cochins you raise, whether you will ship or sell at shows/your yard only,

and if you will sell chicks, eggs, or adult stock.

In addition to this information, we are opening up this directory to ads. Ads were not used in the last directory, but we did have ads in the 1995 directory. This will help offset the printing cost and it gets the advertising breeder more exposure. The price for the ads will be \$10.00 per 1/4 page, up to \$40.00 for a full page. You can draft up a layout and include it with the information form. If you have further questions on the ads contact Jeff. His phone number is on page 2.

One last thing. We would like to include articles in this directory. Articles written by out current members. Yes there is lots of good info out there that was written by past breeders, but we have plenty of current breeders who can add their expertise to published literature. Put on your thinking caps, grab pen and paper, or better yet hop on the computer and type it up and drop it to a floppy disk to include in your envelope or email it to Jeff. His email address is on page 2.

As I have said a couple times here, this will only be as good as we make it, so let's make it a good one! (TER)

Perfect Bird Pens II

By Terry Ingram

Welcome to fall! Summer has passed and September brings a few welcome signs of autumn to the Deep South. We still endure high temperatures and humidity, but the occasional rains bring welcome cool winds to break the hot spells. The threat of hurricane season will pass soon. Then the cool fall weather begins to show signs of reality.

I have never been very good at reading the signs of nature. Some of my older friends have hinted, however, that their observations of the squirrels, bugs and plants indicate a substantial winter in store for us. In South Alabama, this means at least a couple of days of temperatures in the low thirties!

Like much of the country, we have been cursed with a very dry spring and summer. As a poultry fancier however, I have discovered a hidden blessing in the drought. The plague of fleas, flies, mites and lice that my birds normally endure has passed us by. These critters need moisture to thrive, so they haven't! Stress on the birds seems to have been less of a problem, too.

Fall is my favorite time of year. Football, fairs and chicken shows are in season. The birds are not quite in "show condition", but the type is developing enough to show the promise of a few "show hall strutters".

Which brings me to the topic of this article- how to coop those potential champions for the show season. There are many "perfect pens" for keeping show birds in prime condition. As with most of my endeavors, I like to observe how the established breeders do things, adopt them and add my own twist to the process! Mixed into the equation, of course, are the requirements to "make do" with materials at hand and with those I can afford.

(Continued on page 12)

EDITOR'S NOTES:

How I spent my summer vacation.....

First I drove to San Angelo, Texas to pick up my three children. We stayed there for three days and drove back to Havelock, NC (3200 miles roundtrip). We stayed here in NC for a week to include 4th of July and then we drove up to New York to visit grandparents. On the way up we stopped by and saw Carlton and Judy Sanderlin in Virginia (the kids had a blast in the pool!). Stayed in New York for two weeks. While in New York we went up to the Lake Placid area fishing. Not much luck fishing, but being a true fisherman, it's not the catching of fish so much as it is just being out there!

Also, while in New York, I took my Dad and my youngest son with me to visit Jamie Matts (more on that later). Then it was back down to North Carolina for another week so that my kids could pin my new bars on at my promotion ceremony August 1st. The next day we took off back to San Angelo, TX to get the kids back home so they could go to school the next week! Yup that's right, another 3200 miles round trip!!! On the way back I stopped at Dawn Ware's house (more on that in a minute). Suffice it to say I had a busy summer, and I got tired of my van, but it was well

worth it and I would do it all again in a heart beat! The kids and I had a great time in New York and here in North Carolina. You can't beat spending time with your kids!!

Now let me just say this: If I were a Cochin, I would want to live at either Jamie Matt's or Dawn Ware's poultry yards. Both of them have great set ups and they keep their pens very clean. Jamie uses a very old, but very, very nice barn to house his birds, where Dawn uses a combination of a brand new barn and an older existing shed she converted to Cochin quarters. She even has a Cochin washing room on the new barn! Either way you slice it, their Cochins have nice digs!!

While I was in New York, the kids and I did some work on my father's coops to give him some more room for the multitudes of Black Cochins he hatched this year. My oldest son Clint, was really helpful while we put a floor in a coop my Dad got from George Schroeder. My daughter Courtney spent most of her time carrying around a Black Cochin cockerel named Hughey, and my youngest son Connor (he's 4) split his time between the TV and chasing the Cochins around the yard. He managed to catch a few. I felt sorry for the ones that he did get a hold of though.

He's a bruiser, and carried them around like Tonka trucks!

Fast forward to September 24th, and the Eastern National in Fergus, Ontario. I had a great time! There was a nice class of Cochins and we gained three new members. I have a more complete article on the show on page 15.

To finish up my notes for this time.....I want everyone to keep in mind that I will be out of the country for three months starting right after Christmas. As you all know, I am in the Marine Corps and at times we deploy. Well, this is one of those times. Saudi Arabia to be exact. What does this mean to you. The February newsletter will not be out until after I get back. I will still be in contact with the Officers and Directors who have email access and I will be having my mail forwarded to me. I will work on the newsletter and Master Points in my spare time over there and will have it as complete as possible so that I can get it out right after we return. So.....send me articles, send me ads, send me anything poultry related and I will get it in the newsletter.

Cochins Rule!

Tom

Item 8. CI Eastern/Western 2001 Nationals Placement:

Discussion:

-Districts eligible: Eastern: Northeast I and II Districts
Western: Pacific District

RESULTS: President has this one for action. Currently we have had a bid from the Virginia Poultry Breeders to host our Eastern National. We hope to finalize the National placement by the beginning of the year looking at fall shows as host candidates.

Item 9. Possibility of changing the meet structure to have one National and Eastern and Western "Regional" meets.

Discussion:

-would necessitate the name change for our current Regional meets to something else.
-could rotate among the districts.
-on a yearly basis, the club has one National Champion.

RESULTS: Membership is happy with the Nationals Structure as it is. One National would make accessibility more difficult.

Item 10. How can we raise additional money for the club?

Discussion:

-On-line auctions (Ebay etc)
-we would need items to auction off.
-poultry related knick knacks/quilts/prints/books/photos
-If this sound like a good idea, and if we get some interest, Dennis has volunteered to be our auctioneer (so to speak).

RESULTS: Membership agreed that there are ways we could raise money for the club, although no solid decisions were made.

Item 11. New color printer for the club.

Discussion:

-Cost: \$400.00 for a nice one that will last and do the job we need.
-A show box is being raffled off at the Eastern National. The monies from that are going toward the printer.
-donations? Anyone willing to donate cash toward the purchase of the printer.
-small price to pay for the quality of the product that is produced.
-Newsletter
-District Certificates
-other club related publications

RESULTS: Agreed upon unanimously.

Additional Information: There was some concern about what we would do with the extra money generated by a dues increase. One of the things this money will go toward is the change in Master Breeder Plaques. Another is the re-order of club patches. Additionally, it was suggested that we have some sort of club pin designed. Similar to our club patch, but the size of a lapel pin or hat pin.

Other suggestions for the money included hiring the judges for our Nationals. Something we can look into. We could also sponsor color plates for the Standards etc. , and then possibly auction off the originals to generate additional funds.

Regarding item 11 above (new printer), the show box we raffled at the Eastern National generated \$119 dollars, and Bernice gave me \$57 more toward the printer. The remainder will come from the club treasury and I will put up part of it too.


Respectfully Submitted,

T. E. Roebuck

The Reflection

By Kathleen Roebuck

I saw my reflection
In the chicken coop window
I pondered o'er myself for a spell.
I turned and I twisted
Trying to see how I looked
Got so dizzy I almost fell.
First, I noticed my comb
It was red with five points
And my eyes were a soft reddish-bay.
Then I noticed my beak
It was yellow and short
Yet, quite handsome if I might say.
My feathers were black
With a subtle green sheen
I even had feathers on my feet.
The bottoms were yellow
The same as my beak
I thought I looked kind of neat.
I really was proud
Of how great I looked
From head to feather-legged feet.
One thing's for sure
I'm a bantam Black Cochin
And Black Cochins just can't be beat.



PROMOTING LARGE COCHINS AT SHOWS

By John Barca

August 17, 2000

This is what I have been doing for the past five years with good results so, I thought I would share it with the rest of you.


I have been breeding, exhibiting and promoting large Cochins for over 20 years so I do have some experience in this field. What I have found over the years is that there are some judges who do not know everything they need to know to judge the large Cochin classes correctly. Of course there are many judges who know the breed very well and do a fine job, but those who do not know the breed as well or have limited experience judging Cochins can make a few mistakes. This is understandable. Being a breeder, I realize if you never raise a particular breed you miss out on many aspects of that breed and would subsequently judge strictly for standard points, overlooking breeding points. I feel that the two should go hand in hand, but I find that is not always the case. Most judges are used to judging only a handful of large Cochins at any given show, making their selection tasks easier.

I like to do to give them more of a workload so that

they can feel that they have done some hard core large Cochin judging. By this I mean give them numbers. This not only makes them work a little harder at selecting the best, but it also gives them something to pick from. If a judge has a class of 20 or more large Cochins, vice a class of five this might make an impression on him or her. So much so, that they may mention it at the show banquet. "We had a large class of big Cochins today," or "a good class of large Cochins." The whole point is to get our breed recognized and increasing the class sizes can do this. More Cochins means a better representation of the breed, and more possibilities for Champion Asiatic and beyond.

I take at least 20 birds to every show I attend and I know many breeders take only their best two or three. Showing a large number of birds can get costly but like I said it helps promote the breed. A few judges have mentioned to me that it is nice to see more large Cochins being shown, so lets keep those numbers going up and show 20 at a time if you have them. Fellow Cochin breeders, this is definitely one way we can promote our beautiful breed.

OUR NEWEST MASTER BREEDER



**Black Cochin Bantams Master Breeder #2
Charles Anderson - New Hartford, CT**

Congratulations Charlie!!! Charlie has had poultry of one kind or another almost all his life, but he started breeding Cochins seriously in 1993. In 1994 he acquired some Black Bantams from Craig Carroll while attending the Columbus show. He raised some young birds in the spring and started showing his Blacks that fall. Charlie has been posting impressive wins ever since! All you have to do is turn to the back of this newsletter and you will find his name among the winners!

In 1996 he added Blue Cochin Bantams to his program using a Splash to Black cross. I can attest that he has some very nice lacing on his Blues. He is well on his way to achieving Master Breeder in this variety as well.

This year he added Barred Bantams to his endeavors and was able to hatch a few of those this summer. He said he is very happy with the Barreds and his young ones are shaping up nicely! Who knows, maybe we will see him heading for Master Breeder in this variety as well!

Again, congratulations from all of the Cochins International members on your achievement.

Club Fund Raiser To Keep In Mind.....

Item 10 of the National Minutes discussed fund raisers for the club. Another of the ideas that came out of the Western National Meeting was the donation of pairs of Cochins to raffle off to raise money. The following Breeders have donated pairs for the fall of 2001.



Larry and Mark Peterson - Black and Buff Bantams
Tim Hooker - Black Bantams
Pat Lacey - White Bantams
Scott C. Adams - Black Large Fowl

If anyone else is interesting in donating a pair of birds to be raffled off in the fall let me know so I can get it publicized in the newsletter. The winning bidder is to pay for shipping and the box. I will try to have additional information on this in the spring newsletter.

(Continued from page 9) Perfect Bird Pens II

The accompanying pictures illustrate better than I can describe, so study them closely! I have a shed with a lean-to type roof. On the back of it I extended the roof about 11 feet, for the length of the shed which is 24 feet. The shed is lit with fluorescent fixtures and a timer for artificial light during breeding season. Water is piped in for the automatic waterers.

My cochins are single cooped. Each bird has a 2 by 2 feet area. The pens are in batteries of 6 coops. They are stacked 3 high and 2 wide to make a pen about 6 feet high, 4 feet long and 2 feet deep. Each coop is about 18 inches high. The shed area allows the arrangement of 10 pens for a total of 60 birds. Ample aisle ways were allowed for wheel barrow traffic and feed containers.

The pen construction begins with pressure treated pine 5/4 X 6 inch decking lumber, 12 feet long. A board is cut into 6 feet lengths and ripped in half. The 4 resulting pieces are the legs of the pen frame. The legs are attached with cross braces long enough to spread the legs for attaching the 4 foot long pens within. The 2-foot depth is established by making front to back braces which also double as runners for the removable bottoms, which slide out for easy dumping. The pens are made of 1 by 2 inch-welded wire. The wire is cut and clipped together with wire clips available at most poultry supply houses and hardware stores. The process is hard on the hands and tedious work!

A pen unit is made 2 by 4 feet, with a divider clipped in the middle to make 2 coops. The divider is clipped only at the top. The sides are wire tied in place. By doing so, the ties can be easily cut so the divider can be swung up to the top to create a single, larger area for breeding or raising several young birds in.

The front panel is cut shorter than the back and end pieces. This allows the removable bottom to slide in and out like a "drawer". Two door holes are cut about 8 by 8 inches. A Door 9 by 10 inches is cut and clipped on one side to form a hinged door. The latches are a homemade version made from heavy welding rod material. Finally, holes are cut 2 by 3 inches to allow the birds to eat from an external food tray. To protect birds, hands and arms from the sharp, exposed wire ends left from cutting, plastic-edging material was purchased and slipped over the exposed door edges. The edging is available from some poultry equipment suppliers. After the 3 pen units are clipped together, they are stapled in place within the wooden frame. The final frame dimensions are sized to accommodate the wire pen size.

As mentioned, the bottoms are removable by sliding them out like a drawer. They are made of pine 1 by 4 inches (or wider if you prefer). The bottom is made of 1/4 inch plywood or OSB. OSB (or wafer board) is cheaper and lies flatter than plywood, which tends to warp out of

shape when wet. Take time to glue the bottom to the sides. The drawer takes a lot of abuse, so the stronger the better. A divider is placed in the drawer, which completes the division between the 2 coops.

The birds can be fed by large, store-bought feed cups hung on the outside of the pen-front under the feed holes. I wanted a larger container to reduce the frequency of having to "feed up", so I built some out of cypress lumber scraps that were planned down to a manageable size. Pop bottle waterers work well on these pens. When funds permitted though, I invested in some automatic water cups that work on a pressure-reducing valve. They are wonderful! They don't require much cleaning, work well and save a lot of time. Extreme winter temperatures will require a back up of water cups though. The waterers are not freeze proof! The only serious draw back is that they sometimes stick open and flood the pens! Mounting the cups on the outside of the pen fronts like the feeder cups will prevent this. Another access hole will have to be cut in the cage front. I didn't do this, and have been too lazy to correct the problem!

The pen units are free standing. For more stability and leveling though, I fastened mine to the walls or runners of the shed and to each other using wood screws.

There are problems with this arrangement. The top coops are awkward to reach for us short people. The bottom coops are not as well lit as the top and middle, making it hard to observe the birds. In the interest of conserving space though, I accepted these drawbacks.

For some birds, I don't think a 2 by 2 area is big enough. The more hyper birds tend to jump up against the wire when feed time comes, which tends to damage foot feathers. Otherwise, the pens are very handy to maintain. Wood shavings are easily dumped and replaced by sliding the bottoms out. The outside feeders eliminate waste from scratching in the feed. The automatic waterers save a lot of monotonous work. The chickens stay relatively clean and undamaged.

During the winter, I wrap the sides of the shed with 6 mil clear plastic. It isn't very cold here, but the north winds can chill the birds if left exposed. Heat stress is a greater concern in the south, so I chose to make all sides of the pens out of wire for the best possible air circulation. For colder climates, the builder may opt to use plywood for the sides and back of the pens.

There you have it. All my bird pen technology is exhausted! There are some very good ideas for pens out among us fanciers. Take time to share your ideas with the rest of us. Everyone has different needs, which generates different ideas. Send Tom Roebuck a picture or two of your setup. It only takes a little time, and may save some new fancier a lot of worry and work!

(Continued on page 13)

(Continued from page 12) Perfect Bird Pens II



One freestanding pen makes 6 separate coops.



Cochins Rule!



The shed is wrapped in plastic for winter protection. The pens are arranged to offer the best lighting and the best protection from sun and rain.



The bottoms slide out for easy dumping of old shavings. Don't forget to remove the birds first!



Cigarette Cards

Pictured here are three examples of cigarette cards with a poultry theme. They were included in packs of cigarettes. A type of collector card from the 1920's timeframe. The left and right cards are reproductions of C.W.S. Anglian mixture tobacco. The middle card is an original of a John Player & Sons tobacco card. How did I get them? E-bay on-line auctions of course!!

Cochins International Members E-mail Addresses: Please review your E-mail address to make sure it is accurate. Send me any updates. Any other members who are on-line, let me know, so we can expand the On-line Cochin connection!!

Anderson Jr., Bob	jbob101@worldnet.att.net	Lotter, Cornelius J.	cjlotter@global.t-bird.edu
Aucker, Jim	jaucker@csrlink.net	Lukan, Mike	mlukan@ezaccess.net
Barca, John	JOHNBARCA@aol.com	Matts,	Mattsjt@aol.com
Barczewski, Richard	rbarczew@dsc.edu	Jamie and Terri	
Bond, Tistesse	jbond@iti2.net	McCammon, Matt	jacmac@custom.net
Burgess, John	JoBurgess@erols.com	Miller,	bmiller@iland.net
Carr, E. Baden	1000islandturf.doctor@sympatico.ca	Kenneth and Bernita	
Coffin, Sharon	Poultryrus@aol.com	Minnich, Elton	chickenmanme@aol.com
Crane, Lisa	lisa_crane@hp.com	Murphy, Julie	mobilecath@xoommail.com
Dividen, JoAn	angels_paradise@juno.com	Nellis, Nikki L.	cedarcreekbantams@juno.com
Doyle, Charles	CD-1@worldnet.att.net	Park, Don and Linda	DPark30553@aol.com
Eckes, Gay	gdeckes@ix.netcom.com	Pemberton, Ron	pemberton@livingonline.com
Edwards,	gedwards@meckcom.net	Rau, Karl	krau@pivot.net
George & Ann		Ray, Erika	R1OKIE@aol.com
Erickson, Don	DeeBadger@aol.com	Rice, Tom and Pat	mjzrice@aol.com
Gallagher,	fancier@kingston.net	Robinson, Bruce	BBOSSHOSS@aol.com
Kevin & Donna		Robinson, Doris	nanamamabrahma@worldnet.att.net
Hall, Helena	K933@aol.com	Roebuck Jr., Tom	tomroebuck@surfn1.net
Hall, William O.	Wohall@pcif.net	Roebuck Sr.,	SunriseBan@aol.com
Hawes, Bob	rohawes@maine.edu	Tom & Kathy	
Hemleben, Thomas	themleben@columbus.rr.com	Ryan, Jeff	jdryan@javanet.com
House,	mjhouse@adelphia.net	Sanderlin,	VPBA1963@aol.com
Mike & Jocelyn		Carlton and Judy	
Hurd, Josh	fhp@hotmail.com	Sayre, Mike	mikesayre@altavista.com
Ingram, Terry	TLIBUFF@aol.com	Settje, Cindy	ssettje@sprintmail.com
Johnson, Steve	SDJOHNSON@prodigy.net	Smith, Jay	jaydene1623@hotmail.com
Jones, Steve	ghia4me@sprynet.com	St. Amour, Kay	kas1@erols.com
Justice, Brian	bjustice@eurekanet.com	Stowers, Christine	stowerschris@aol.com
Kearns, Betty	bkearns644@aol.com	Wehle, Duff	DHSWehle@aol.com
Lacey, Pat	chickenlady1948@hotmail.com	West, Bill	jswest@smith.edu
Lamb, Donna	lamb@psicorp.com	Wollard, Dennis	wollard@louisiana.edu
Lewis, Bill	bill.lewis@intervet.com	Ziehm, Bill	Wilma94@peoplepc.com
Lhamon, Matt	mlhamon@alpha.wcoil.com	Ziliotto, Peter	saltcrk@eagle.ca

Show Season Helpful Hints

I got the following questions regarding preparing Cochins for the show season from a CI member and solicited the on-line members for answers/ input.

1. With show season getting under way in most areas now, I was wondering what some of you veterans do to prepare for this?
2. Do you do anything special to/for your birds?
3. What do you transport them in to get them to the shows?
4. Do you keep your show stock separate from the rest of the flock during show season?
5. What do you do about that last minute molt?

Answers:

From: **Matt Lhamon, Pebble Stone Clay Farm, Lima, OH**

A-1. I start by feeding a good quality scratch feed twice a week with a light coating of Canola oil on it and a little Red Cell in the water. Sort out the ones in the best condition and keep them clean, handle them every day and pose them.

A-2. Fresh clean water everyday and some lettuce/grass along with some broken bread for treats.

A-3. I have some special show boxes Zelotes Eschmeyer made for me 12x12x12 for Bantam Cochins with plenty of clean shavings in the bottom. Dick and Lawanda Knox have the ideal transport cages in their chicken trailer, Show Coops on wire, so all droppings fall through and the Whites can't mess themselves up.

A-4. All my Cochins are cooped individually and artificially inseminated so they never hit the ground or roam with a flock. That way you can

(Continued on page 18)

Eastern National Winners

Fergus, Ontario, September 24th, 2000



RB Mottled Hen by
Joe Mazur, Enderby, BC




BV Blue Pullet by
Joe Mazur




RV Blue Cock by
Hans Maas, Baltimore, Ont




BV White Pullet by
Joe Mazur




RV White Cock by
Mac-Harp Poultry, Brace-
bridge, Ont



RV Black Cockerel by
Mac-Harp Poultry



BV Buff Hen by
Ed Thompson, Aylmer, Ont




BV Golden Laced Hen by
Liz Redshaw, Rockwood,
Ont




BV Large Partridge Pullet by
Paul Homer, Fergus, Ont



RV Large Partridge
Cockerel by Paul Homer



BV Large Buff Pullet by
Mac-Harp Poultry



RV Large White Pullet by
Mac-Harp Poultry

Fergus Highlights Eastern National Results

By Tom Roebuck Jr.

The Colwyn Champion Showcase, in Fergus, Ontario, hosted our Eastern National Meet for 2000 on September 24th. I had the pleasure of attending this show and let me just say this..... WOW!

The show is held at Liz Redshaw's stable in her show/exercise arena and the show hall was phenomenal. Complete with potted flowers and dried flower arrangements with a fall theme. This year the show memorialized Alex Duffy. I need not go into what Alex's name represents in the Poultry Fancy and Cochins in particular. There was a lattice work display area set up specifically to honor Alex and it, like the rest of the show hall was adorned with dried flower arrangements as well as potted flowers and even a welded iron Cochin with ivy and flowers inside (see the end of this article). The show was destined to be a great success before the judging even started. The Colwyn Show has to be one of the nicest shows I have ever attended. The awards lined one of the corner walls upon which were three oil paintings of Poultry that measured about 3'X4' each. One of the paintings was of a Large Buff Cochin Hen (appropriately), and another of a Black Tailed White Jap Hen. I can't recall the third.

(Continued on page 17)

Cochins International New Members:

Since the last newsletter we have had the following new members join our club. **Welcome!**

Bill and Pat Hall
481 East 113 South
Idaho Falls, ID 83404

Martha Elliott
413 Victory Hill Rd.
Richford, NY 13835

Christine Lehman
182 Martin Rd.
Voorheesville, NY 12186
*Welcome Back!

Wise-Primm Family
10 Wallace Rd.
Clancy, MT 59634

Robert and Shirley Knox
11829 St Rt 121 N
New Paris, OH 45347

Gene Starks
#12 Road 5467
Farmington, NM 87401
*Welcome Back!

Art Dale
17424 Old St Rd.
Middlefield, OH 44062

Samuel Kucharek
226 Stella Ireland Rd.
Binghamton, NY 13905

Mike Geis
P.O. Box 81
Macomb, OK 74852

Mill/Smith Poultry
Robert Smith/Stephen Miller
4869 St Rd 62
Georgetown, IN 47122

Ken, Teresa and Ashley
Brittnacher
7173 Hwy PP
Greenleaf, WI 54126

Mike McCarthy
8 Park Ave.
Englishtown, NJ 07726
*Welcome Back!

Leigh Broten
411 Silkey Rd.
Aberdeen, WA 98520

The Guerra Family
16627 Perimeter Rd.
Grass Valley, CA 95949

Lisa Crane
4060 McEver Lake Rd.
Gainesville, GA 30507

Bob and Ann Simons
421 Cherokee Lake Ct.
Granbury, TX 76049

Bruce Robinson
514 Harris Circle
Ft. Benning, GA 31905

Jeremy Elliott-Engel
8456 Harpers Ferry Rd.
Springwater, NY 14560

Norm Tytler
8300 Fourth Concession
Sandford, Ontario L0C-1E0
Canada

Matthew Barnes
61 Mill St.
Dundalk, Ontario N0C-1B0
Canada

Liz Redshaw
RR5
Rockwood, Ontario N0B-2K0
Canada
*Welcome Back!

Timm Zitz
7742 County Rd 129
Terrell, TX 75160

MEMBERSHIP UPDATE

by Matt McCammon
Membership Chairman

Greetings fellow cochin fanciers! Once again we are a club with record membership. Since the last newsletter, we have added 22 new members. That makes our total membership 228 as of this writing. We have had growth in all districts. There were 4 new members in the North Central and Northeast 1 districts. The Pacific, Southeast, and International districts increased by three members. Three new members joined from the Southwest, and one each came aboard in Northeast 2 and West Central. The Eastern National meet attracted several Canadian members. We are pleased to welcome each of these new fanciers and members from all over North America. Members of the North Central district, which is Indiana, Illinois, Ohio, Kentucky, Michigan, and Wisconsin: we are in need of a district director. I have attempted to place the meets for the Fall show season, but we need someone in place soon to do so for the winter and spring shows. Please consider taking on this job. It isn't difficult, and you will be given all the help you need to get the ball rolling. Keep boosting the club and make that extra effort to advise and assist those new members or prospective ones at the shows you attend. This is the value of a strong club! Until next time, God bless!

The Canadian Cochin Contingency



Front Row (L to R): Michael Becker, Donna Gallagher, Bernice MacClaren, Ray Watford, Hans Maas
 Back Row (L to R): Your Editor, E. Baden Carr, Ed Thompson, Matt Barnes, Kevin Gallagher, Norm Tytler, Paul Homer, Liz Redshaw

(Continued from page 15)

Did I mention they hosted our Eastern National? 157 Cochins were shown overall, with 110 Bantams and 47 Large Fowl Cochins. All in all there was a good representation of our breed across the board. Paul Kroll, from East Aurora, NY, judged the Cochins. This was the only class he judged by design. He and I talked and both of us agreed it was quite a nice class. The **Overall Champion Cochin** was a **Black Bantam Pullet** by Joe Mazur, and the **Overall Reserve Champion Cochin** went to a **Large White Pullet** by Bernice MacClaren and Steve Harper (Mac-Harp Poultry). Additionally, Mac-Harp had the Champion Cochin Display and Champion Display of the Show on their Large Whites.

Here's how the rest of the classes turned out: **Bantams** - Best of Breed, the Black Pullet by Joe Mazur; Reserve of Breed went to a Mottled Hen by Joe Mazur. Reserve Variety Black: Cockerel by Mac-Harp Poultry. Best of Variety White: Pullet by Joe Mazur; Reserve of Variety White: Cock by Mac-Harp. Best of Variety Buff: Hen by Ed Thompson; Reserve of Variety Buff: Pullet by Matt Barnes. Best of Variety Blue: Pullet by Joe Mazur; Reserve of Variety Blue: Cock by Hans Maas. Reserve of Variety Mottled: Hen by Hans Maas. Best of Variety Golden Laced: Hen by Liz Redshaw; Reserve of Variety Golden Laced: Cock by Liz Redshaw. Best and Reserve of Variety Birchen: a Cock and Hen by Sara and Dan Petrie. **Large Fowl** - Best of Breed was the White Pullet by Mac-Harp and Reserve of Breed went to a Buff Pul-

let also by Mac-Harp. Best of Variety Black: Hen by Kevin and Donna Gallagher; Reserve of Variety Black: Pullet by Kevin and Donna Gallagher. Reserve of Variety White: the 2nd place Pullet in the class by Mac-Harp. Best and Reserve of Variety Buff: 1st and 2nd place pullets by Mac-Harp Poultry. Best and Reserve of Variety Partridge: A Pullet and a Cockerel by Paul Homer.

Whenever I looked around, Paul Homer, Liz Redshaw, Bruce Hawkins and all their helpers were busy with one aspect of the show or another.

I had a great time! The club was well represented and our breed stole the show! The Cochin Class was indeed the show highlight! The show box we raffled off went to Trish Moore. It got immediate use as she used it to take birds home.



(Continued from page 14) Show Season Helpful Hints

show your breeders and breed your show birds.

A-5. Take a different bird or scratch the entry, no trick for that one, either the bird is in feather or it is not. I try to not show a molting bird as it looks bad in the Show Coop and reflects bad on the exhibitor.

From: **John Burgess, Mason Neck, VA**

A-1. I've had in mind which birds I would like to show for some time. At this time I'm scanning Poultry Press thinking of which shows/dates are practical i.e., driving distance, accommodations, conflict with other family commitments/interests, such as hunting season, Thanksgiving, this year a niece's wedding in late Oct., Granddaughter's 2nd B-Day, X-mas tree sales (early Dec.), etc.

A-2. I keep the ones I want to show separated and try to be especially watchful for parasites (mites), small injuries (comb, broken feathers, etc.), overall appearance and health on a daily basis. Special attention is given to cockerels/pullets to determine which have the best appearance and showing and handling characteristics. Active males can/will pull a few feathers on the heads of females when breeding. Hens higher in the pecking order can damage feathers on other hens. Cochin foot feathers always show some wear. I try to minimize this by removing any obstructions i.e., weeds, (esp. vines), sticks, etc., and put grass clippings in their outdoor pens and keep fresh cedar shavings/litter in cages and nest boxes. I do not let them out on wet days. I move yard/lawn pens (individual 3' x 3' cages) daily so as to be on fresh grass, short from recent mowing, weather permitting. I may allocate some dietary supplements, i.e., canned or dry cat food for protein for feather production, vitamins to drinking water, and/or additional black oil sunflower or safflower seed for natural oils, maybe a bit of Cockatiel Mix containing vitamin & mineral additives.

A-3. I transport to/from shows in individual cages I've obtained for a \$1 or \$2 at yard sales/flea markets. Some require modification, repair and painting, especially if rusted, etc. This has to be done well in advance. Cages must be disinfected and kept clean of dust, dirt, cobwebs, etc. I prefer birds to be on fresh cedar or pine shavings during transport rather than wire or newspaper. I take their regular diet and home source of water to the shows.

A-4. I personally have a small flock so that birds singled out for potential showing are kept separate during the show season even though I only attend approx. 2 - 4 shows a season. Reasons for separate housing are as mentioned on Q2 above.

A-5. I haven't encountered a last minute molt as yet; but, would consider it a disaster. My approach would be to have a respectable back-up bird to substitute in the class or bite-the-bullet and leave the bird at home. No use showing a bird when it is under stress (molt) and will have little or no chance of placing satisfactorily in the show.

From: **Bill Ziehm, Newfane, NY**

A-1. Keeping cages clean really helps when it comes time to clean them for shows.

A-2. I do feed my birds dog food namely "burger bits". It helps to keep feathers in good sheen for me and the bird is used to being handled. This way they won't be flighty when being handled by the judge. It also makes me spend more time with each individual bird, observing them and getting them to react to me.

A-3. My carry cages are all as a rule separate housing for all birds and roomy enough to get them good ventilation but not too roomy as to get them injured in travel. I try not to house them in travel multiples as too much heat is generated from them and they get too hot.

A-4. Usually I keep my show stuff separate from my breeders and try to keep them all housed separately.

A-5. As for molting you just have to live with that as most of us know Cochins are really only in condition for show about four months out of the year, a couple in the fall and a couple in the spring. That is why we need to have several show worthy birds to choose from because on any given day one may look better than another condition wise.

From: **Betty Kearns, Palmetto, FL**

A-1. I worm my Cochins 30-45 days before a show and follow up with vitamins for a couple of days. This usually kicks them into high food intake, which I feel makes them as healthy as they can get. I feed the same feed year round, which is a mixture of crimped oats and layer crumbles.

A-2. I give all show birds a bath and clip their toenails before the show. I work full time and will have to admit that I have taken a bird that has NEVER been handled before bath day to a show. Thank heavens for a Cochin's docile, easy going disposition. By the time they have been handled through the bath and clipping they seem to get along fine. Of course I don't know what the judge thinks, but the birds seem laid back at the show and not really a problem. I think they thrive on the attention.

A-3. I transport my birds in small kennel cabs. These cabs are roughly 26"x 14" and approximately 12" tall. I put two or three into each cab depending on the size of the bird and the distance of the haul. Our local show is only 45 minutes from my house so it makes it very easy on the birds. For a longer haul I would never put more than two birds into the small cab. The cabs stack nicely into a SUV, just as long as they are properly braced so they cannot fall or slide. I have larger cabs, but some birds don't get along together and Cochins just can't use all the "head room" in a big cab so you lose a lot of packing space in your vehicle.

A-4. I do keep my show stock separate from the rest of the flock. You never know what the birds will pick up at a show. A few days after one show, my birds came down with pox. If they hadn't been separated the whole kit and caboodle would have been sick. This way I only had a few to doctor. I learned to vaccinate after that, but learned another hard lesson this year after purchasing some outside birds that had not been vaccinated. More doctoring! We call the mosquito the Florida state bird and they are busy every year.

A-5. Ahh, the last minute molt. I will be very interested in reading what other breeders have to say about this one. Since I live in Florida "The Sunshine State," and do not have a walk in cooler in which to house my birds, I am left with two options when the show rolls around. I can leave them at home or take them to the show and pray that we have a judge with a fantastic imagination. If the judge is really great, he will be able to imagine how all those pin feathers would look if they had grown to maturity and turned into real feathers. Our CFPBA show is Oct 14-15 and I do expect to be hoping for one of those great judges since cold weather is something that we don't get until the end of December. I think my birds have as many feathers in the bottom of their cages as they do on their little bodies. Over half of my poor hens haven't grown back their "trimmed for breeding" backsides. I honestly don't know how the Northern people show in the summer, of course they couldn't travel as well in the snow and ice, but they would have feathers! Love those Cochins, Betty Kearns




Cochin Corner

George and Ann Edwards
2181 Union Grove Rd.
South Boston, VA 24592
(804) 476-8018

E-mail us at: gedwards@meckcom.net

Cochin Bantams in Buff, Black, White,
Mottled and Brown Red
Large Cochins in Partridge and Buff




Young stock for
sale this fall.

Will ship.



Cackle Valley Farm




*Specializing in Large
Blue and Black
Cochins*

11862 Roberson Springs Rd
Loudon, TN 37774
(865) 458-2953


Dawn Ware

Cochins in Blue and Black

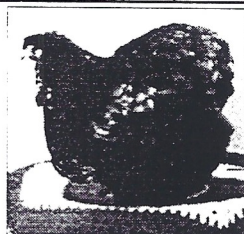
Charles Anderson
581 Litchfield Turnpike
New Hartford, CT 06057
(860) 482-4359



Black Bantams
CI Master Breeder #2



1st Place Black Cockerel
1999 Western National



Reserve Overall Champion
Cochin, 1999 Western National

Scott C. Adams

Large Cochins in Black
Bantam Cochins in Black and Buff


RR 1 Box 102 A
Litchfield, NE 68852
(308) 446-2379



1st Place Black Cockerel (Btm), 1999 Western National

Bantam Show Boxes

**Breeding
Bantams**
in:
Cochins,
Japs,
Moderns,
Dutch,
Old English



**Breeding
Bantams**
in:
Brd. White
Silkies,
Brd. Mille
Fleurs

Carlton and Judy Sanderlin


4136 Charles City Place
Richmond, VA 23231
(804) 795-2818

Custom Bantam Show Boxes
\$25.00 2 hole/3 hole/4 hole **\$25.00**


Judy lends her artistic touch with Wood Burning on the lids.

For more design examples check out our website at:

www.geocities.com/vpba1963/



Design
exam-
ples





MASTER BREEDER POINTS



Black (B)

Hooker, Tim	945
Anderson, Charles	522
Mazur, Joe	371
Peterson, Larry & Mark	360
Wright, Donald	345
Roebuck Sr., Tom & Kathy	304
Ray, Otes Sr.	270
Mac Harp Farm	235
Miller, Ken & Bernita	217
Bucella, Paul & Loretta	192
Armstrong, A.M.	179
Rau, Karl F.	175
Holt, Donald	153
Rau, Norman F.	148
Gem State Cochins	144
Adams, Scott	142
Becker, Michael	139
Estlack, Russell & Allen	128
Hickey, Raymond	123
Ziehm, William	122
Barnhouse, N. & W	96
Lacey, Pat	96
Knox, Richard & Lawanda	87
Matts, Jamie	84
Currens, Jimmie	80
Wehle, Duff	80
Griner, Martha Ann	80
Gallagher, Kevin & Donna	73
DiNatale, John	62
Waldau, Dick & Thola	62
Shell, D. & B.	59
Bresslers, Bill	55
Hune, Joe	53
Edwards, George & Ann	51
Murray, Barry & Kim	48
Dionne, Dale	47
Zimdars, Leon & Gen	47
The Crane's (Robert & Effie)	44
Baldwin, Tim and Sandy	42
Kearns, Betty	39
Luca, Peter	39
Edwards, Billy	34
Ray, Erika	32
Wollard, Dennis	31
Garrison, Heyward and Steve	26
Rutherford, D. & S.	24
Rock Hill Poultry	23
Yobst Family	23
Adams-Durgin, Laura	22
Bruffee, Kenneth	21
Hopkins, Bill	21
Hughes, Rocky	21
Caesar, Bob	20
Carothers, Robert	20
Maas, Hans	20
Melancon, Wayne & Joey	20
Dlugatch, Harvey	19
Hemleben, Thomas	19
Sorenson, Paul & Andrea	19
Helvey, Bryant	16
McGehee, Fred	16
Smith, Kim	15
Hagler, Chuck	14
Kutch, Eric	14
Truedson, Doddie	13

Black (B) continued -

Krause Family	12
Roy, Colin	12
Sirrine, William	12
Johnson, Ken	11
Earnst, W. (B&B)	10
Lewis, William D.	10
Meyer, Carl	8
Michalski, Rosemary	6
Clark, J&S	5
Coffin, Sharon	5
Hopkins, Bill	5
McCammon, Matt	5
Dyer, Leslie	4
Whitney, O.Fayne	4
Ryan, Jeffrey	3
Schmalfeldt, Jacob	3
Burgess, John	2
Dlugatch, Harvey	2
Hendzel, Jake	2
Isler, Sandy	2
Musser, William	2
Minnich, E. & J.	1
Ryan, C. William	1
St. Amour, Kay	1

White (B)

Lacey, Pat	1031
Currens, Jimmie	509
Armstrong, A.M.	236
Knox, Richard & Lawanda	178
Bucella, Paul & Loretta	169
Luca, Peter	167
Hickey, Raymond	161
Hooker, Tim	150
Waldau, D. & T.	144
Miller, Ken & Bernita	134
Wright, Donald	119
Mac Harp Farm	110
Edwards, Billy	86
Becker, Michael	82
Ray, Otes Sr.	75
Carothers, Robert	72
Gem State Cochins	70
Lamb, Donna	60
Matts, Jamie	59
Bresslers, Bill	55
Rau, Norman F.	55
McCarthy, Mike	52
Truedson, Doddie	47
Rau, Karl F.	46
Best, Ed & Marjorie	35
Zimdars, Leon & Gen	34
Shell, D. & B.	30
Gallagher, Kevin & Donna	28
Ingram, Terry	27
Anderson, Charles	26
St. Amour, Kay	25
Adams, Scott	24
Estlack, Russell & Allen	22
Sirrine, William	20
Yobst Family	20
Rutherford, D. & S.	18
Dyer, Leslie	15
Mayeaux, Jason	15
Prado, A. M. Jr.	15

White (B) continued -

McGehee, Fred	14
Greene, Trevor	13
Kutch, Eric	13
Garrison, Heyward and Steve	12
Thompson, Ed	11
Justice, Brian	10
Mazur, Joe	10
Musser, William	8
Stowers, Christine	8
Holt, Donald	7
The Crane's (Robert & Effie)	7
Ziehm, William	7
Cave, Bonnie	6
Hughes, Rocky	6
Edwards, George & Ann	4
Hune, Joe	4
Krause Family	4
Hurd, Joshua	3
Crosby, Jim	2
Lefebber Family	2
Thyssen, John	2
Dlugatch, Harvey	1
Johnson, Ken	1
Lehman, Christine	1
Pueschel, Carol	1

Buff (B)

Hawes, Robert	258
Peterson, Larry & Mark	85
Thompson, Ed	83
Holt, Donald	52
Armstrong, A.M.	45
Lamb, Donna	34 - 0
Ingram, Terry	29
Rau, Norman F.	26
Wright, Donald	26
Lukan, Michael	24
Adams, Scott	23
Edwards, George & Ann	23
Barnes, Matthew	21
Becker, Michael	18
Ryan, Jeffrey	16
Abbitt, Fred	15
Helvey, Bryant & Blair	12
Minnich, Elton and Josh	12
Ziehm, William	12
Miller, Ken & Bernita	11
Justice, Brian	10
Rau, Karl F.	10
Waldau, Dick & Thola	9
Meyer, Carl	8
Hickey, Raymond	7
Lewis, William D.	7
Krause Family	6
Shell, D. & B.	6
Dysart, Daniel	5
Wollard, Dennis	5
Benn, Mason	4
Matts, Jamie	4
McGehee, Fred	4
Hoyt, Mary E.	3
Ciampa, Fred	2
Smith, Kim	2
Murray, Kimberly	1



MASTER BREEDER POINTS



Blue (B)

Isler, Sandy	211
Anderson, Charles	156
Rau, Norman F.	127
Maas, Hans	102
Mazur, Joe	74
Waldau, D. & T.	73
Rau, Karl F.	62
McCammon, Matt	47
Yobst Family	25
Shell, D. & B.	21
Johnson, Ken	16
Miller, Ken & Bernita	16
Helvey, Bryant & Blair	12
Lewis, William D.	12
Alloway, John	11
Park, Don & Linda	11
Ray, Otes Sr.	10
Hickey, Raymond	9
Dlugatch, Harvey	4
Hagler, Chuck	4
Hawes, Robert	4
Matts, Jamie	4
Smith, Kim	4
Krause Family	3
Angel's Paradise (JoAn Gividen)	2
Armstrong, A.M.	2
Erickson, Don	2
Minnich, Elton and Josh	2
St. Amour, Kay	2
Summer Shain	2
Anderson, Bob	1
Cooper, George	1
Estlack, Russell and Allen	1
Holt, Donald	1
Knox, Richard & Lawanda	1
Lefebber, Ronna	1

Mottled (B)

Dionne, Dale	241
Mazur, Joe	89
McCammon, Matt	86
Rau, Karl F.	53
Rau, Norman F.	42
Ray, Erika	31
Adams, Scott	24
Robinson, Doris	24
Matts, Jamie	22
Marsinko, Andrew	19
Dyer, Leslie	13
Maas, Hans	12
St. Amour, Kay	12
Miller, Ken & Bernita	11
Anderson, Charles	7
Clark, J&S	3
Michalski, Rosemary	3
Barnhouse, N. & W	2
Coffin, Sharon	1
Earnst, W. (B&B)	1
Holt, Donald	1
Thyssen, John	1
Waldau, D. & T.	1

Splash (B)

Isler, T. & S.	5
Rau, Karl F.	4
Rau, Norman F.	4
Mazur, Joe	2
Earnst, W. (B&B)	1

Barred (B)

Miller, Ken and Bernita	11
Fox, Kelly	6
Garrison, Heyward and Steve	4
Knox, Richard and Lawanda	4
Ray, Otes Sr.	2
Waldau, D. & T.	2
Isler, T. & S.	1
Krause Family	1

Brown Red (B)

Anderson, Charles	8
Rau, Karl F.	4
Ziehm, William	3

Birchen (B)

Miller, Ken & Bernita	2
Rau, Karl F.	2

Golden Laced (B)

Lacey, Pat	8
Miller, Ken & Bernita	2
Wollard, Dennis	2
Hoyt, Mary E.	1

Silver Laced (B)

Krause Family	3
Estlack, Russell & Allen	2
Justice, Brian	2
Ray, Otes Sr.	2

Partridge (B)

Maas, Hans	6
Miller, Ken & Bernita	4
Pueschel, Carol	2

Silver Penciled (B)

Miller, Ken & Bernita	1
-----------------------	---

Columbian (B)

Rau, Karl F.	16
Miller, Ken & Bernita	4
Hawes, Robert	2
Wollard, Dennis	2

Red (B)

Colegrave, Diane	30
Miller, Ken & Bernita	6
Erickson, Don	6

Frizzle (B)

Marsinko, Andrew	9
Miller, Ken and Bernita	4
Edwards, Billy	2
Henzel, Jake	2
Bucella, Paul	1
Mazur, Joe	1

Congratulations!!

The following members eclipsed the 100 point mark in the variety listed and will be receiving their Certificate of Merit awards:

Scott Adams - Black Bantams
 Bill Ziehm - Black Bantams
 Ken & Bernita Miller - White Bantams
 Hans Maas - Blue Bantams

Congratulations also go out to Vernon and Ruby Springer, William Musser, Bonnie Cave, John Burgess, John Alloway, Fred McGehee, Rich Barczewski,



Matt Barnes, Dan Sidor and the Brittacher Family for breaking into the points charts for the first time.

Notable Wins: (I am limited by the information contained on the Show Report Forms. It is not my intention to leave anybody out, but I can't print what I don't know.)

C. William Ryan - Champion Asiatic on a Black Pullet - Garden State Poultry Fanciers. Sept 29-Oct 1, 2000

Danielle Yobst - Reserve Featherleg on a Black Cock - Twin Tier Poultry Club. Sept 10, 2000

Sandy Isler - Champion Featherleg on a Blue Pullet - Kentucky State Fair. Aug 21, 2000

Leon and Gen Zimdars - Reserve Featherleg on a White Hen - Dairyland Classic. June 3, 2000

Kay St. Amour - Reserve Asiatic on a Partridge Hen - Central Pennsylvania Avai Club. May 7, 2000

Richard and Lawanda Knox - Champion Featherleg on a White Cockerel - Southern Ohio Poultry Assoc. May 27-28, 2000 (Class of 174)

Pat Lacey - Reserve Champion Featherleg on a White Hen - Southern Ohio Poultry Assoc. May 27-28, 2000 (Class of 174)

Scott Adams - Reserve Champion Bantam of Show on a Black Cock - United Poultry Fanciers, May 12-13, 2000

Scott Adams - Reserve Show Champion on a Black Bantam Pullet - South Iowa Poultry Show, May 27-28, 2000

Tim Hooker - Show Champion on a Black Bantam Cockerel - Land of Blackhawk. Sept 9, 2000



MASTER BREEDER POINTS



Black (S)

Watford, Ray	224
Mac Harp Farm	81
St. Amour, Kay	80
Adams, Scott	71
Carothers, Robert	69
West, William	67
Anderson, Bob	65
Thyssen, John	57
Ware, Dawn	47
Ryan, C. William	35
Ray, Erika	33
Sorenson, K&A	33
Barca, John	31
Gem State Cochins	30
Jones, Steve	28
Wollard, Dennis	24
Brown, Tim	23
Rutherford, D. & S.	18
Clark, J&S	17
Mickey, Frank Jr.	17
Conlan, Jim	11
Miller, Ken and Bernita	10
Beauford, Forrest	8
Dlugatch, Harvey	8
Bucella, Paul & Loretta	7
Hickey, Raymond	6
DiNatale, John	5
Raven Wing Farm	5
Smith, Kim	5
Wiltshire, Tom	5
Brittnacher, Teresa	4
Fidler, Dean	4
Marsinko, Andrew	4
Rice, Tom and Pat	4
Schaal, Brian	4
Gallagher, Kevin & Donna	3
Minnich, Elton and Josh	3
Andrews, Katie	2
Comatzer, Tommy	2
Lefebber Family	2
Mayeaux, Jason	2
Springer, Vernon and Ruby	2
Aten, D&P	1
Geake, Granville	1
Lehman, Christine	1
Sidor, Dan	1

White (S)

Mac Harp Farm	212
Homer, Paul	60
Lefebber, Ronna	33
Lefebber Family	12
Carothers, Robert	11
West, David	8
West, William	7
Thyssen, John	5
Hickey, Raymond	4
Smith, Kim	4
Rice, Tom & Pat	2
Robson, Grady	2

Buff (S)

West, William	193
Justice, Brian	183
Peterson, Larry & Mark	181
Mac Harp Farm	180
Marsinko, Andrew	67
Armstrong, A.M.	58
Lukan, Michael	37
Anderson, Bob	30
Schaal, Brian	30
Bucella, Paul and Loretta	22
Wollard, Dennis	21
Jones, Steve	11
Knox, Richard & Lawanda	11
Rice, Tom and Pat	5
Mayeaux, Jason	4
Carothers, Robert	3
Clark, J&S	3
Weidel, Pamela	3
Gallagher, Kevin & Donna	2
Meyer, Carl	2
Mickey, Frank Jr.	2
Thyssen, John	2
Adams, Scott	1
Brown, Tim	1
Esbenshade, Cheryl	1
Johnson Family, Steve	1
Maas, Hans	1
Shell, D. & B.	1

Blue (S)

Ware, Dawn	19
Marsinko, Andrew	17
St. Amour, Kay	15
Thyssen, John	10
Springer, Vernon and Ruby	5
Wiltshire, Tom	5
Anderson, Bob	4
Rice, Tom & Pat	4
Minnich, E. & J.	2
Misener, Dr. C. R. (Dick)	2
Rutherford, D. & S.	2
Smith, Kim	2
Dlugatch, Harvey	1

Partridge (S)

Mac Harp Farm	21
St. Amour, Kay	20
Jones, Steve	16
Homer, Paul	8
Barca, John	6
Carothers, Robert	4
Andrews, Katie	3
Edwards, George and Ann	2
Barczewski, Rich	2
Geake, Granville	1
Redsdale, Lee & Laura	1

Splash (S)

St. Amour, Kay	6
Marsinko, Andrew	5
Ware, Dawn	2

Brown Red (S)

Wiltshire, Tom	3
----------------	---

Mottled (S)

Minnich, Elton and Josh	16
Thyssen, John	3

Silver Laced (S)

Rice, Tom & Pat	8
Barca, John	1

Red (S)

Colgrave, Diane	6
Rice, Tom & Pat	6

The following members received points in the Master Breeder Points Standings during this reporting period:

William Serrine	Robert Carothers
Matt McCammon	John Alloway
Richard and Lawanda Knox	A. M. Armstrong
Tim Hooker	Joe Mazur
Ken and Bernita Miller	Mac Harp Poultry
Norman Rau	Ed Thompson
Donna Lamb	Matt Barnes
Bob Hawes	Hans Maas
Charles Anderson	Paul Homer
Karl Rau	Kay St. Amour
Jeff Ryan	George and Ann Edwards
Fred Ciampa	Tom and Kathy Roebuck Sr.
David West	Pat Lacey
William Musser	Ronna Lefebber
Bonnie Cave	Scott Adams
John Burgess	Bill Ryan
	Fred Abbitt
	Sandy Isler
	Christine Stowers
	Leon and Gen Zimdars
	The Brittnacher Family

The Cranes
Dick and Thola Waldau
Jamie Matts
Vernon and Ruby Springer
Jay and Kim Yobst Family
Bill Ziehm
Betty Kearns
Tim Brown
Dick and Thola Waldau
Larry and Mark Peterson
Don Erickson
William D. Lewis
Josh Minnich
Rich Barczewski
Tom Wiltshire
Rosemary Michalski
Dan Sidor
Fred McGehee
Granville Geake



Pat Lacey

Master Breeder **White Cochin** Bantams
 APA, ABA, Cochins International 1000 pts.
 Also breeding **Blacks** and **Brown Reds**
 Pullets and Cockerels available mid-October

Will Ship

(715) 743-4799

E-mail: chickenlady1948@hotmail.com

Newsletter Advertising:

1/4 page\$15.00.....Ad runs three times
 1/8 page\$10.00.....Ad runs three times

Send checks (made out to Cochins International) along with your ad to me. I need to track the ads via database. I will forward your payment to Dennis. Business cards will also work. Photos are usable as long as they are clear.

Advertising pays!! Or at least it will offset your feed bill!

Related Plumage Colors

Black X Barred (excerpts)

By F. P. Jeffrey

(from the 1979 ABA Yearbook)

The Bantam Standard lists 10 breeds with barred varieties; Cochin, Japanese, Leghorn, Modern Game, Old English Game, Plymouth Rock, Rosecomb, Rumpless, and Wyandotte. All of them carry the sex-linked type of barring (BB in males and B- in female). *These are the breeds this article considers.*

The gene for barring (B) is sex-linked so that it makes a difference which way the cross is made. Black male x barred females yields black daughters (b-) and barred sons (Bb). At hatching the females have black heads whereas the sons have black heads but with a white spot.

If the cross is made with barred male x black female all offspring, both male and female, will be barred. At hatching all will have black heads with white spots.

It is evident that barred chickens are basically black (the gene for barring produces the white bars). It follows, therefore, that pure barred males (BB) will have much wider white

Partridge Color

By W.F. Baker

(reprinted from the Wyandotte Bantam Club of America Newsletter (March 1981). Originally appeared in the WBCA 1968 yearbook)

There are three basic colors in Partridge: Bay, Bay (reddish brown), and Red. Black is no problem, but the Standard gives the other two colors as "deep reddish bay" and "rich brilliant red". These are many shades of color to many people.

To breed for cockerels you want a male with the appropriate color patterns, with as black a feather as possible possessing a brilliant green sheen. The red portions should be a deep brilliant red, and the bay portions a golden bay. Two points are very important.

First, always have all lower edges of the primary wing feathers edged with golden bay.

Second, the eye must be golden bay. Lemon is out. You will find that eye color greatly controls the color of the red and bay in the offspring.

The female for the cockerel mating should be of excellent type with a deep reddish bay ground color, with uniform penciling on each feather back to the cushion. The penciling should be even, medium to thin width, and have green sheen. Get as yellow a leg as possible, but if they are dusky yellow, be sure the bottom of the feet are bright yellow. Again, the eye must be golden bay.

From this mating you can expect males with a black breast and tail with a green sheen; a deep brilliant red saddle and hackle, and golden bay wing bars and eyes. Most of the females will have a reddish brown ground color, wide penciling, and would be entirely too dark for exhibition.

To breed for exhibition pullets, mate the female described above to a male that has a few red feathers showing in the breast. The hackle and saddle should be light brilliant red (not orange), and the wing bar should be a medium bay. This mating should give you pullets with a deep reddish bay ground color and medium width penciling.

To get the desired shades of color many breeders use single matings to produce both pullets and cockerels. I have found that I get better bantams if I double mate. In contrast to most varieties, sun will not fade partridge color, in fact, it will improve it. Therefore, put your young bantams outside on the ground as soon as possible. If you have a good typed bird with fair color or penciling, you may want to keep this bantam for a Partridge will improve with each molt.

bars than impure ones (Bb). It is natural for the male to be lighter than the female and when the standards calls for white and black bars of equal width in both sexes, and artificial situation is set up that can only be resolved by double mating.

Females, carrying but one sex chromosome are all or none, either pure for barring (B-) or non-barrred (b-) in this cross black.

Males coming from this cross, black male x barred female or barred male x black female, are all impure (Bb). Such males are on the dark side because there is only one barring factor at work.

Meet Results

Gateway Poultry Association Bloomington, IN District Meet Apr 15, 2000

Total Cochins: 95
Total Bantams: 93
Total Large Fowl: 2

Judges(s): Wilbur Stauffer

Overall Champion: Wht Btm Ckl, Richard & Lawanda Knox

BB Btm: Wht K Knox
RB Btm: Blk K Brad Jones
BB Std: Wht H David West
RB Std: Wht P David West

Bantam Results:

Black: BV(38) K Jones
RV H Knox
White: BV(18) K "
RV P "
Buff: BV(5) H Fred Abbott
RV C "
Blue: BV(8) P Sandy Isler
RV K Gotta Hatch Poultry
Mottled: BV(7) H Matt McCammon
RV H "
Birchen: BV(2) K Gotta Hatch
RV P "

Large Fowl Results:

White: BV(2) H West
RV P West

Buffalo and Western New York Hamburg, NY Regional May 21, 2000

Total Cochins: 39
Total Bantams: 39

Judges(s): Darrel Sheraw, Curtis Oakes

Overall Champion: Blk Ckl, Bill Ziehm

BB Btm: Blk K Bill Ziehm
RB Btm: Blue H Jay Yobst

Bantam Results:

Black: BV(17) K Ziehm
RV C Dick & Thola Waldau
White: BV(9) H Yobst
RV P "
Buff: BV(6) C Ziehm
RV P Waldau
Blue: BV(9) H Yobst
RV H "
Brn Red: BV(1) P Ziehm

Finger Lakes

Syracuse, NY
Regional Meet
June 4, 2000

Total Cochins: 100
Total Bantams: 90
Total Large Fowl: 10

Judges(s): Rick Hare, Troy LaRoche

Overall Champion: Blk H, Btm, Tom and Kathy Roebuck

BB Btm: Blk H Roebuck
RB Btm: Blk K Bill Ziehm
BB Std: Blk H Bill Ryan
RB Std: Blk H Kay St. Amour

Bantam Results:

Black: BV(36) H Roebuck
RV K Ziehm
White: BV(21) H Jamie Matts
RV K "
Buff: BV(6) C Ziehm
RV H Matts
Blue: BV(11) P Charlie Anderson
RV K "
Mottled: BV(11) P Matts
RV H "
Barred: BV(2) K Anderson
RV P "

Birchen: BV(2) K Carol Poeschel
RV P "
Blue Mott: BV(2) H Matts
RV P "

Large Fowl Results:

Black: BV(8) H Ryan
RV H St. Amour
Partridge: BV(2) H St. Amour
RV H "

Florida State Fair

Tampa, FL
Regional Meet
Feb 10-11, 2000

Total Cochins: 36
Total Bantams: 29
Total Large Fowl: 7

Judges(s): Wilbur Stauffer

Overall Champion: Not selected

BB Btm: Blk K Betty Keams
RB Btm: Blk P Betty Keams
BB Std: Blk K Tim Brown
RB Std: Blk H Tim Brown

Bantam Results:

Black: BV(21) K Keams
RV P "
White: BV(6) C Todd Harris
RV H Penny Harris
Mottled: BV(1) P Keams

Large Fowl Results:

Black: BV(7) K Brown
RV H Brown

United Poultry Fanciers

Avoca, IA
Regional Meet
May 12-13, 2000

Total Cochins: 53
Total Bantams: 47
Total Large Fowl: 6

Judges(s): Doug Connally

Overall Champion: Blk C, Btm, Scott Adams

BB Btm: Blk C Scott Adams
RB Btm: Mott K Adams
BB Std: Blk K Adams
RB Std: Blk C Jenny Linton

Bantam Results:

Black: BV(26) C Adams
RV K Adams
White: BV(7) P Ken & Bernita Miller
RV C Christine Stowers
Blue: BV(2) C Miller
RV H "
Mottled: BV(1) K Adams
Barred: BV(2) C Sutton Christiansen
RV C "
Wht Friz: BV(1) H Stowers

Large Fowl Results:

Black: BV(5) K Adams
RV C Jenny Linton
Blue: BV(1) ? Arthur Reiber

Heart of America Bantam Club

Ottawa, KS
Regional Meet
June 7, 2000

Total Cochins: 32
Total Bantams: 32

Judges(s): ?

BB Btm: Wht P Ken and Bernita Miller
RB Btm: Blk C Miller

Bantam Results:

Black: BV(18) H Miller
RV C "
White: BV(14) P Miller
RV P "

Blue: BV(1) C Bob D. Smith
Barred: BV(1) H "

Shenandoah Valley Poultry Club

Woodstock, VA
Regional Meet
May 28, 2000

Total Cochins: 34
Total Bantams: 34

Judges(s): Glenn See, Douglas Cauthorne

BB Btm: Wht K Bonnie Cave
RB Btm: Wht H William Musser

Bantam Results:

Black: BV(13) C Musser
RV H John O. Burgess
White: BV(15) K Cave
RV H Musser
Buff: BV(3) C Cave
RV H "
Blue: BV(1) ? Daniel Dysart
Mottled: BV(1) ? Andy Marsinko
Blue Mott: BV(1) ? Dysart

Northern New England Bird

Fanciers Assn,
Oxford, ME
Regional Meet
June 11, 2000

Total Cochins: 47
Total Bantams: 47

Judges(s): Ernie Durb

BB Btm: Buff K Bob Hawes
RB Btm: Blk K Charles Anderson

Bantam Results:

Black: BV(15) K Anderson
RV C Karl Rau
White: BV(6) K Donna Lamb
RV P "
Buff: BV(13) K Hawes
RV K Jeff Ryan
Blue: BV(8) P Norman Rau
RV K Anderson
Mottled: BV(5) H N. Rau
RV H "

New York State Fair

Syracuse, NY
Regional Meet
Aug 24 - Sep 4, 2000

Total Cochins: 142
Total Bantams: 111
Total Large Fowl: 31

Judges(s): Rick Hare

Overall Champion: Blk C, Btm, Desaree Wilkie

BB Btm: Blk C Desaree Wilkie
RB Btm: Blue C Thola Waldau
BB Std: Wht P Fay Forward
RB Std: Blk H Lee Delong Sr.

Bantam Results:

Black: BV(17) C Wilkie
RV K John Hayes
White: BV(8) H Quarry Farm
RV C Gary Pettit
Buff: BV(14) K Hayes
RV H Waldau
Blue: BV(15) C "
RV C "
Mottled: BV(9) C Hayes
RV H Hayes
Partridge: BV(15) H Lou Smith
RV K Hayes
AOV (33)

Large Fowl Results:

Black: BV(5) H Lee Delong Sr.
RV C "
Buff: BV(7) H Smith
RV P "
White: BV(10) P Fay Forward
RV H Hayes
Partridge: BV(7) C Delong Sr.
RV P "

Michigan Poultry Breeders Assn.

Centerville, MI
Regional Meet
May 13-14, 2000

Total Cochins: 64
Total Bantams: 46
Total Large Fowl: 18

Judges(s): Ralph Beamer

Overall Champion: Blk P, Btm, Tim Hooker

BB Btm: Blk P Tim Hooker
RB Btm: Not identified on show report
BB Std: Blue H Vernon and Ruby Springer
RB Std: Wht K David West

Bantam Results:

Black: BV(11) P Hooker
RV H Hooker
White: BV(25) K Richard & Lawanda
RV Knox
RV P "
Buff: BV(5) H Fred Ciampa
RV H "
Blue: BV(5) P Tom and Sandy Isler
RV H "
Birchen: BV(1) ? Linda Tobia
Wht Friz: BV(4) ? E. Nutter

Large Fowl Results:

Black: BV(5) P Springer
RV K "
Buff: BV(6) C Stuart Love
RV H "
White: BV(4) K West
RV H West
Blue: BV(3) H Springer
RV H Springer

Southern Ohio Poultry Assn.

Lucasville, OH
Regional Meet
May 27 - 28, 2000

Total Cochins: 64
Total Bantams: 54
Total Large Fowl: 12

Judges(s): Lewis Cunningham

Overall Champion: Wht K, Btm, Richard and Lawanda Knox

BB Btm: Wht K Richard & Lawanda Knox
RB Btm: Wht H Pat Lacey
BB Std: Blk H Kay St. Amour
RB Std: Blue H Vernon and Ruby Springer

Bantam Results:

Black: BV(18) K Knox
RV H Lacey
White: BV(29) K Knox
RV H Lacey
Blue: BV(5) H Jay and Kim Yobst
RV C "
Splash: BV(1) H Helena Hall

Large Fowl Results:

Black: BV(7) H St. Amour
RV H Glen Clevedence
Buff: BV(2) H Springer
RV H "
Blue: BV(2) H "
RV H "
Partridge: BV(1) H St. Amour

Meet Results

Twin Tier Poultry Club

Bath, NY
Regional Meet
Sept 10, 2000

Total Cochins: 78
Total Bantams: 77
Total Standards: 1

Judges(s): Robert Powell, Don Nelson

Overall Champion: Not selected

BB Btm: Blk C Danielle Yobst
RB Btm: Blue H Danielle Yobst
BB Std: Blk H Kay St. Amour

Bantam Results:

Black: BV(34) C D. Yobst
RV P
White: BV(11) K Jamie Matts
RV C
Buff: BV(7) P Bill Ziehm
RV P
Blue: BV(11) H D. Yobst
RV P Charles Anderson
Mottled: BV(8) H St. Amour
RV H Matts
Barred: BV(1) C Jay and Kim Yobst
Birchen: BV(1) P Faith Smith
Bm Red: BV(3) K Ziehm
RV K

Standard Results:

Black: BV(1) H St. Amour

Candian International Classic

Simcoe, ONT
Regional Meet
Aug 19, 2000

Total Cochins: 80
Total Bantams: 74
Total Standards: 6

Judges(s): Ralph Beamer, Bill Shrum

Overall Champion: Wht C, Large, Mac-Harp Poultry

BB Btm: Blk K Mac-Harp
RB Btm: Buff C Matt Barnes
BB Std: Wht C Mac-Harp
RB Std: Blk P Kevin & Donna Gallagher
Champion Junior Cochins: Buff P, Large, Jason Rands

Bantam Results:

Black: BV(27) K Mac-Harp
RV C Michael Becker
White: BV(19) C Gallagher
RV P Mac-Harp
Buff: BV(14) C Barnes
RV P
Blue: BV(8) K Hans Maas
RV H
Mottled: BV(6) C
RV H

Standard Results:

Black: BV(2) P Gallagher
RV H
Buff: BV(2) P Mac-Harp
RV H
White: BV(2) C
RV H

Bracebridge Fall Fair

Bracebridge, ONT
Regional Meet
Sept 17, 2000

Total Cochins: 70
Total Bantams: 55
Total Standards: 15

Judges(s): Bill Shrum, Pete Kortis

Overall Champion: Blk K, Btm, Mac-Harp

BB Btm: Blk K Mac-Harp
RB Btm: Wht K Kevin & Donna Gallagher
BB Std: Wht C Mac-Harp
RB Std: Buff P Mac-Harp

Bantam Results:

Black: BV(15) K Mac-Harp
RV P Mac-Harp
White: BV(14) C Gallagher
RV K Mac-Harp
Buff: BV(6) C Ed Thompson
RV H
Blue: BV(8) C Hans Maas
RV H
Mottled: BV(8) H
RV C
G. Laced: BV(2) H Liz Lyddiatly
RV C
Barred: BV(2) C Mark Fisher
RV P

Standard Results:

Black: BV(2) H Gallagher
RV P
Buff: BV(6) P Mac-Harp
RV P
White: BV(5) C
RV H
Partridge: BV(2) C Fisher
RV H

Wisconsin International

Janesville, WI
Regional Meet
September 23-24, 2000

Total Cochins: 101
Total Bantams: 76
Total Standards: 25

Judges(s): Jim Adkins

Overall Champion: Wht P, Btm, Pat Lacey

BB Btm: Wht P Pat Lacey
RB Btm: Blk K Larry & Mark Peterson
BB Std: Buff K
RB Std: Buff P

Bantam Results:

Black: BV(36) K Peterson
RV P
White: BV(24) P Lacey
RV K
Buff: BV(4) K Peterson
RV P
Blue: BV(2) K Ronna Lefebor
RV H
Red: BV(8) C Donald Erickson
RV C
Blk Friz: BV(2) P Jake Hendzel
RV H

Standard Results:

Black: BV(3) P Tom Wiltshire
RV K
Buff: BV(4) K Peterson
RV P
White: BV(13) K Lefebor
RV ?
Blue: BV(2) K Wiltshire
RV P
Partridge: BV(2) P
G. Laced: BV(1) P

Garden State Poultry Fanciers

Flemington, NJ
Regional Meet
September 29 - October 1, 2000

Total Cochins: 42
Total Bantams: 25
Total Standards: 17

Judges(s): N/A

Overall Champion: -

BB Btm: Blk P William D. Lewis
BB Btm: Blk P William D. Lewis
BB Std: Blk P C. William Ryan
RB Std: Mott H Joshua Minnich

Bantam Results:

Black: BV(6) P Lewis
RV P
Buff: BV(6) H Minnich
RV P
Blue: BV(6) P Lewis
RV K
Mottled: BV(3) H John Alloway
RV H

Partridge: BV(2) C Minnich
RV H
Red: BV(1) H Rainer Klock
Blue Mot
Frizzle: BV(1) H Amanda Illuzi

Standard Results:

Black: BV(2) P Ryan
RV H
Buff: BV(1) ? ?
Blue: BV(5) P Basil Smith
RV P
Partridge: BV(6) P Rich Barczewski
RV P
Mottled: BV(3) H Minnich
RV H

Northern New York Poultry

Fanciers
Waddington, NY
Regional Meet
September 17, 2000

Total Cochins: 32
Total Bantams: 25
Total Standards: 7

Judges(s): Jerry Yeaw, Art Rankin

Overall Champion: Not selected

BB Btm: Blue P Charles Anderson
RB Btm: Blk P
BB Std: Blk H C. William Ryan
RB Std: Blk P

Bantam Results:

Black: BV(12) P Anderson
RV K
White: BV(3) H Desaree Wilkie
RV C
Blue: BV(8) P Anderson
RV H
Splash: BV(1) C Wilkie

Standard Results:

Black: BV(5) H Ryan
RV P
White: BV(2) H Lee & Shirley Delong
RV P

Three Amigos & Tres Hombres

Sedalia, MO
District Meet
September 30 - October 1, 2000

Total Cochins: 22
Total Bantams: 22

Judges(s): Larry Merritt

Overall Champion: N/A

BB Btm: Wht K Ken and Bernita Miller
RB Btm: Wht P

Bantam Results:

Black: BV(8) K Miller
RV P Miller
White: BV(6) K
RV P
Barred: BV(2) C Alex Winning
RV K Labluv Bantams
White Friz: BV(5) K Miller
RV ? Miller

Three Amigos & Tres Hombres

Sedalia, MO
Regional Meet
September 30 - October 1, 2000

Total Cochins: 22
Total Bantams: 22

Judges(s): Troy Laroche

Overall Champion: N/A

BB Btm: Wht P Ken and Bernita Miller
RB Btm: Wht K

Bantam Results:

Black: BV(8) P Miller
RV C Miller
White: BV(6) P

Barred: RV K
BV(2) C Alex Winning
RV K Labluv Bantams
White Friz: BV(5) P Miller
RV K Miller

Los Angeles County Fair

Pomona, CA
Regional Meet
September 20-26, 2000

Total Cochins: 36
Total Bantams: 34
Total Standards: 2

Judges(s): Bob Lamar, Jim Adkins, Gene Helton

Overall Champion: Blk H, Btm, Harvey Dlugatch

BB Btm: Blk H Dlugatch
RB Btm: ?
BB Std: ?
RB Std: ?

Bantam Results:

Black: BV(8) H Dlugatch
RV K Steve Roger
White: BV(7) H Sandra Burbeck
RV H
Buff: BV(1) C Dlugatch
Blue: BV(5) C
RV P
Mottled: BV(2) H Linda Park
RV
Barred: BV(1) P Melinda Marr

Standard Results:

Black: BV(1) K Dlugatch
Buff: BV(1) P

Central Carding Fair

Greensboro, NC
Regional Meet

Total Cochins: 23
Total Bantams: 17
Total Standards: 6

Judges(s): Larry Mac Hovis

Overall Champion: Blk K, C, D, Kirkman

BB Btm: Blk K Kirkman
RB Btm: Blk P
BB Std: Part P George & Ann Edwards
RB Std: Part K

Bantam Results:

Black: BV(11) K Kirkman
RV P
Buff: BV(5) H Edwards
RV P

Standard Results:

Buff: BV(1) P Edwards
Partridge: BV(5) P
RV K

Meet Results

Central Pennsylvania Avian Club Bloomsburg, PA Regional Meet May 7, 2000

Total Cochins: 50
Total Bantams: 40
Total Large Fowl: 10

Judges(s): Jerry Yeaw

Overall Champion: Not identified

BB Btm: Blue P Charlie Anderson
RB Btm: Blk P Chuck Campfield
BB Std: Part H Kay St. Amour
RB Std: Blk H Kay St. Amour

Bantam Results:

Black: BV(14) P Campfield
RV K Anderson
White: BV(11) H Jay and Kim Yobst
RV C William Musser
Buff: BV(1) C Campfield
Blue: BV(7) P Anderson
RV P John Alloway
Mottled: BV(5) H Basil Smith
RV H St. Amour
Partridge: BV(2) C Alloway
RV H *

Large Fowl Results:

Black: BV(5) H St. Amour
RV P Ben Maurer
Buff: BV(1) H Ken Merrill
Partridge: BV(4) H St. Amour
RV H Sam Pawleski

New England Bantam Club North Easton, MA Regional Meet May 7, 2000

Total Cochins: 20
Total Bantams: 20

Judges(s): Brian Knox, Ernie Durb

BB Btm: Blk K Bill Sirine
RB Btm: Blk C Bill Sirine

Bantam Results:

Black: BV(8) K Sirine
RV C
White: BV(9) P Donna Lamb
RV K Bill Sirine
Buff: BV(3) P Donna Lamb
RV C Dick Nordahl

Central Illinois Poultry Club Peoria, IL Regional Meet May 20, 2000

Total Cochins: 24
Total Bantams: 16
Total Large Fowl: 8

Judges(s): Clell Agler, Earl Jones

Overall Champion: Wht H, Btm, Van Fleet Poultry

BB Btm: Wht H Van Fleet
RB Btm: Blk C Robert Carothers
BB Std: Blk H Carothers
RB Std: Blk K Carothers

Bantam Results:

Black: BV(3) C Carothers
RV C Jennifer Baker
White: BV(8) H Van Fleet
RV C Molly Baker
Blue: BV(1) C J. Baker
Splash: BV(1) C
Birchen: BV(2) ? Sarah Baker
RV ?

Large Fowl Results:

Black: BV(6) H Carothers
RV K
Buff: BV(2) H Donna Frakes
RV C

Dairyland Classic Richland Center, WI Regional Meet June 3, 2000

Total Cochins: 36
Total Bantams: 21
Total Standards: 15

Judges(s): Dennis Thompson, Don Roscoe

Overall Champion: Wht H, Btm, Leon and Gen Zimdars

BB Btm: Wht H Zimdars
RB Btm: Blk C Zimdars
BB Std: Wht H Ronna Lefebber
RB Std: Blk P Teresa Brittnacher

Bantam Results:

Black: BV(9) C Zimdars
RV H
White: BV(4) H
RV C
Blue: BV(3) C David Lefebber
RV H
Mottled: BV(2) C B & R Sonsalla
RV H
Columbian: BV(1) H Teresa Brittnacher
Red: BV(2) K Alesha Kuster
RV P

Large Fowl Results:

Black: BV(7) P Brittnacher
RV K
Buff: BV(1) K Kuster
White: BV(6) H R. Lefebber
RV P
Blue: BV(1) H Tom Wiltshire

Forsyth Fowl Fanciers (Spring) Winston Salem, NC Regional Meet May 6, 2000

Total Cochins: 35
Total Bantams: 31
Total Large Fowl: 4

Judges(s): ?

Overall Champion: Wht P, Btm, Willie Pryor

BB Btm: Wht P Pryor
RB Btm: Blk K C. Delbert Kirkman
BB Std: Blk H Roy Manning
RB Std: Blk C

Bantam Results:

Black: BV(11) K Kirkman
RV P The Cranes
White: BV(12) P Pryor
RV P Pryor
Buff: BV(5) K George and Ann Edwards
RV K
Barred: BV(1) H Sam Wade

Large Fowl Results:

Black: BV(4) H Manning
RV C

Missouri State Poultry Assn. Sedalia, MO Regional Meet April 15-16, 2000

Total Cochins: 60
Total Bantams: 55
Total Large Fowl: 5

Judges(s): Glen Cryer, Bart Pals

Overall Champion: Not identified

BB Btm: Not provided
RB Btm: *
BB Std: *
RB Std: *

Bantam Results:

Black: BV(19) C Ken & Bernita Miller
RV H
White: BV(17) P
RV P

Blue: BV(7) H Miller
RV C Lori Thorpe
Mottled: BV(2) C Miller
RV H
Splash: BV(1) ? Thorpe
Barred: BV(4) ? Miller
RV ? Miller
G. Laced: BV(2) C Lori Thorpe
RV H
Red: BV(3) C
RV H

Large Fowl Results:

Black: BV(4) ? Miller
RV ? Miller
Buff: BV(1) ? Thorpe
RV

*Incomplete show report. MB Points were awarded for BV and RV as identified.

Central Maine (spring) Windsor Fairgrounds, ME Regional Meet May 28, 2000

Total Cochins: 52
Total Bantams: 51
Total Large Fowl: 1

Judges(s): Don Nelson

Overall Champion: Wht P, Btm, Donna Lamb

BB Btm: Wht P Donna Lamb
RB Btm: Blk C Charles Anderson
BB Std: Blk C Kenneth Rowe

Bantam Results:

Black: BV(16) C Anderson
RV K
White: BV(8) P Lamb
RV P Norman Rau
Buff: BV(10) P
RV H Robert Hawes
Blue: BV(8) C Anderson
RV P
Mottled: BV(5) H Norman Rau
RV K Karl Rau
Barred: BV(2) K Anderson
RV P K. Rau
S. Laced: BV(2) P Rowe
RV K

Large Fowl Results:

Black: BV(1) C Rowe

Bedford County Fair Shelbyville, TN Regional Meet Aug 12, 2000

Total Cochins: 15
Total Bantams: 12
Total Standards: 3

Judges(s): Wil Burton

Overall Champion: Not selected

BB Btm: Mot H Terry Campbell
RB Btm: Mot C Gotta Hatch Poultry
BB Std: Blk C Dawn Ware
RB Std: Splash K Belinda Southerland

Bantam Results:

Black: BV(2) C Perry Meerdink
RV H
Blue: BV(1) C
Mottled: BV(3) H Campbell
RV C Gotta Hatch
Splash: BV(1) C Meerdink
G. Laced: BV(1) H Amber Porter
Barred: BV(3) P
RV K Bridges Lab-Luv
Btms
BluMot Friz: BV(1) P Campbell

Standard Results:

Black: BV(1) C Ware
Splash: BV(1) K Southerland

Prince Edward Island (Spring) Charlottetown, P.E.I. Regional Meet May 20-21, 2000

Total Cochins: 28
Total Bantams: 24
Total Standards: 4

Judges(s): Rick Poir

Overall Champion: Blk C, Btm, Giselle LeBlanc

BB Btm: Blk C LeBlanc
RB Btm: Wht H Kristen Stevens
BB Std: Blk H Steven Webster
RB Std: S. Lac H *

Bantam Results:

Black: BV(10) C LeBlanc
RV H James Butler
White: BV(12) H Stevens
RV C
Red: BV(2) H Elmer Gallant
RV C

Standard Results:

Black: BV(1) H Webster
Buff: BV(1) H
S. Laced: BV(2) H
RV H

Missouri State Fair Sedalia, MO Regional Meet Aug 10-14, 2000

Total Cochins: 204
Total Bantams: 175
Total Standards: 29

Judges(s): Dennis Thompson, John Thomforde

Overall Champion: Wht H, Btm, Ken & Bernita Miller

BB Btm: Wht H Miller
RB Btm: Blk P Miller
BB Std: Blk H Art Rieber
RB Std: Blk C Rieber

Bantam Results:

Black: BV(43) P Miller
RV C
White: BV(18) H
RV C
Buff: BV(26) C
RV P Kim Cash
Blue: BV(12) H Miller
RV C
Mottled: BV(12) H
RV C
Partridge: BV(8) C
RV H
Barred: BV(9) H
RV C Pam Wining
Red: BV(7) K Miller
RV H
S. Penciled: BV(6) K
RV P Scott Schenker
S. Laced: BV(4) C Miller
RV H
Birchen: BV(7) H
RV P
Brn Red: BV(2) H
RV P
Columbian: BV(10) C
RV P
G. Laced: BV(11) P Ty Daniels
RV H Miller

Standard Results:

Black: BV(15) H Rieber
RV C
Blue: BV(4) H Rieber
RV H Julie Rice
Partridge: BV(9) K Janet Briggs
RV P

Meet Results

Co'wyn Champion Showcase

Fergus, Ontario, Canada
Eastern National Meet
September 24, 2000

Total Cochins: 157
Total Bantams: 110
Total Standards: 47

Judges(s): Paul Kroll

Overall Champion: Blk P, Btm, Joe Mazur
Overall Res. Champ: Wht P, Lrg, Mac-Harp
Poultry

BB Btm: Blk P Joe Mazur
RB Btm: Mott H Joe Mazur
BB Std: Wht P Mac-Harp Poultry
RB Std: Buff P Mac-Harp Poultry
Best Display: White Large Fowl, Mac-Harp
Best Junior Cochins: Blue Btm, Sara & Dan
Petrie

Bantam Results:

Black: BV(20) P Mazur
RV K Mac-Harp
White: BV(25) P Mazur
RV C Mac-Harp
Buff: BV(29) H Ed Thompson
RV P Matt Barnes
Blue: BV(18) P Joe Mazur
RV C Hans Maas
Mottled: BV(13) H Mazur
RV H Maas
G Laced: BV(3) H Liz Redshaw
RV C *
Birchen: BV(2) C Sara & Dan Petrie
RV H *

Standard Results:

Black: BV(2) H Kevin & Donna
RV P Gallagher
Buff: BV(12) P Mac-Harp
RV P *
White: BV(28) P *
RV P *
Partridge: BV(5) P Paul Homer
RV K *

Central PA Avian Club

Bloomsburg, PA
Regional Meet
October 21, 2000

Total Cochins: 26
Total Bantams: 5
Total Standards: 21

Judges(s): Paul Kroll

Overall Champion: Blk Btm Hen, Chuck
Campfield

BB Btm: Blk H Campfield
RB Btm: Blue C Basil Smith
BB Std: Blue P *
RB Std: Blue P *

Bantam Results:

Black: BV(1) H Campfield
Buff: BV(1) C Granville Geake
Blue: BV(1) C Smith
Mottled: BV(2) H John Alloway
RV C *

Standard Results:

Black: BV(7) K Smith
RV P Geake
Buff: BV(4) P *
RV P *
White: BV(2) P *
RV K *
Blue: BV(4) P Smith
RV P *
Partridge: BV(4) C Geake
RV P *

Tulsa Fair

Tulsa, OK
Regional Meet
October 8, 2000

Total Cochins: 60
Total Bantams: 54
Total Standards: 6

Judges(s): Scott Adams

Overall Champion: Blk P, Btm, Fred McGehee

BB Btm: Blk P McGehee
RB Btm: Wht P *
BB Std: Blk H David Kannad
RB Std: Not identified

Bantam Results:

Black: BV(22) P McGehee
RV P *
White: BV(21) P *
RV H *
Buff: BV(11) C *
RV H *
Partridge: BV(6) H Bea Ann Stout
RV K *
Standard Results:
Black: BV(1) H Kannady

Central Maine Bird Fanciers

Union, ME
Regional Meet
October 1, 2000

Total Cochins: 37
Total Bantams: 37
Total Standards: 0

Judges(s): Brian Knox

BB Btm: Wht P William Sirrine
RB Btm: Blk K Norman Rau

Bantam Results:

Black: BV(13) K N Rau
RV P Sirrine
White: BV(5) P *
RV P *
Buff: BV(8) K Robert Hawes
RV P N. Rau
Blue: BV(10) P *
RV K *
Mottled: BV(1) H *

New Hampshire Poultry Fanciers

Deerfield, NH
Regional Meet
October 8, 2000

Total Cochins: 66
Total Bantams: 58
Total Standards: 8

Judges(s): Rick Hare, Paul Kroll, Don Nelson

Overall Champion: Blue P, Btm, Norman Rau

BB Btm: Blue P Norman Rau
RB Btm: Blk K *
BB Std: Blk P William Ryan
RB Std: Blk K Dan Sidor

Bantam Results:

Black: BV(22) K Rau
RV P *
White: BV(11) P Donna Lamb
RV P Rau
Buff: BV(14) K Stephanie Thibault
RV P *
Blue: BV(9) P Rau
RV P *
Barred: BV(1) C Kim Robbins
Columbian: BV(1) P Robert Hawes

Standard Results:

Black: BV(6) P William Ryan
RV K Dan Sidor
Blue: BV(1) ? Robbins
White: —(1) Disqualified

Eastern New York State

Cobleskill, NY
Regional Meet
September 24, 2000

Total Cochins: 76
Total Bantams: 65
Total Standards: 22

Judges(s): Jerry Yeaw, S. Robert Powell

Overall Champion: Blk K, Btm, Tom and Kathy
Roebuck

BB Btm: Blk K Roebuck
RB Btm: Blk P Roebuck
BB Std: Blk P Derek Childs
RB Std: Blk H William Ryan

Bantam Results:

Black: BV(29) K Roebuck
RV P *
White: BV(9) H Derek Childs
RV P Jamie Matts
Splash: BV(4) P Rosemary Michalski
RV P *
Blue: BV(11) H *
RV P Charlie Anderson
Mottled: BV(9) H Kay St. AMour
RV P Michalski

Standard Results:

Black: BV(11) P Childs
RV H Ryan

Land of Blackhawk

Janesville, WI
Regional Meet
September 9, 2000

Total Cochins: 29
Total Bantams: 18
Total Standards: 11

Judges(s): Earl Jones, Kirk Keene

Overall Champion: Blk K, Btm, Tim Hooker

BB Btm: Blk K Hooker
RB Btm: Blk P Leon and Gen Zimdars
BB Std: Blk P Tom Wiltshire
RB Std: Blk K *

Bantam Results:

Black: BV(14) K Hooker
RV P Zimdars
White: BV(1) H Ronna Lefebber
Blue: BV(2) K Walchak Family
RV C *
Blue Friz: BV(1) P *

Standard Results:

Black: BV(3) P Wiltshire
RV K *
Splash: BV(1) K *
White: BV(4) P Ronna Lefebber
RV H *
Blue: BV(2) K Wiltshire
RV P *
Partridge: BV(1) ? *

As I See It

By Tom Roebuck Jr.

How many of us have entered birds in a show, had them judged, and disagreed with the outcome? Most of us I would think. On any given day, any given judge will place the same birds differently. We have to accept this. Each person, be they judge, breeder, or both sees different things in each bird. Many judges and breeders alike have their own pet peeve that they look for first in specific breeds. Additionally, each judge is required to interpret the requirements set forth in the Standard of Perfection and apply that interpretation to the classes as they judge them.

As I see it, it is our duty as a Breed Club, with members who in many cases breed only Cochins, to ensure that our breed is judged, and bred, as near to the Standard as possible. Who better than Cochin Breeders, who should be the resident experts, to uphold the guidelines and breed characteristic as delineated by the Standard.

I love to talk chicken, especially, when the topic is Cochins. I have spoken with several people who are concerned that some of our breed characteristics are being overlooked by breeders and judges alike. Some of the concerns include improper eye color, improper color of the feet and beaks in Whites, improper undercolor in Blacks, and improper color in Mottled Cochins. These are only some examples. Let me address each individually.

Eye color: Across the board, the required eye color is reddish bay. My interpretation of this color description is a deep orangeish/red. The correct eye color will stand out in the show hall. Likewise, so will the incorrect eye color. If you go by the standard, improper eye color is a defect and a 2 point deduction when cutting for points. Not a lot in the grand scheme of things, but a required breed characteristic nonetheless. I whole (continued on page 28)

(Continued from page 27)

heartedly agree that type makes the breed and type comes first when selecting your breeders, but somewhere in that equation you have to start looking at the little things and improving upon them.

Improper color feet and beaks in Whites: The ABA Standard calls for Yellow feet and Yellow Beaks in the White Cochin. Plain and simple. No interpretation necessary. It is either yellow or it isn't. I do recognize that females in production will lose some of that yellow pigment and that is something that a judge must take into consideration. One can easily tell if a bird is laying or not. From the breeder standpoint, we have to make sure that we are not breeding toward washed out beaks and feet. Maintaining that bright yellow is just a matter of selective breeding.

Improper undercolor in Blacks: The plumage description in the ABA Standard calls for "dull slate" in yellow shanked varieties, and lists "any appearance of any other color excepting varying shades of gray in the undercolor in any section of the plumage" as a Disqualification. White undercolor in a Black bird is a disqualification. Here is where it gets tricky for the breeder. The Standard also calls for yellow or swarthy yellow beaks and feet in the Black Cochin. Using a male with "light undercolor" will enable the breeder to meet this requirement, but oftentimes the results are cockerels with white undercolor. I will be the first one to say that a Black Cochin with a swarthy yellow beak along with proper type set next to a bird of equal type but a black beak immediately catches your eye, but herein lies the dilemma. Do we use a male with a disqualification in our breeding program? If you use the Magic 8 Ball, the likely answer should be "definitely not", but with the possibility of achieving the elusive yellow to swarthy yellow beak and feet it is tempting. I will leave this one for you to ponder and welcome any feedback. I will say however, that a Black with white undercolor, as stated in the Standard, should be disqualified in the show hall.

Improper color in Mottled Cochins: Another tricky topic. Easy enough to define using the Standard of Perfection, with variances in the required white tipped feathers by sex and body part. For example, the back in the male is described as "brilliant greenish black, one feather in four ending in a V-shaped white tip" whereas the female is described as "black, one feather in two ending in a V-shaped white tip". Easy to define, but incredibly difficult to breed to this standard. Why? Several factors. Apparently soft feathered breeds are difficult to get the correct Mottled pattern on, not to mention that in Cochins, the Mottled pattern originates back to the crossing of Blacks and Whites. All you have to do is take a look at a Mottled Cochin and an Ancona or a Mottled Houdan (if you can find one) to see what I mean. A properly patterned Ancona is a thing of beauty. Another factor to consider in the

breeding program is that as the Mottled birds get older the amount of white in them increases. Something like graying as you get older. This makes choosing your breeders a challenging practice, suggesting that in Mottled Cochins you should probably choose your breeders from two year old birds. The Mottled pattern is gorgeous when correct and I have had several discussions with Matt McCammon on the variety. He and Jamie Matts, to name a couple, have made great improvements in this color. From my discussions with Matt and Jamie, you have to be very patient with your young birds because they take a very long time to develop, from a color standpoint. What we as breeders need to stay away from is the Mottled birds with way too much white in them. The Standard calls for black feathers with V-shaped white tips, not entire white feathers. What is good for this variety, is that we have breeders like Matt, Jamie, Karl Rau, Norman Rau, Joe Mazur, Hans Maas in the bantams, and Elton and Josh Minnich and John Thyssen in the Large Fowl working to improve them. It is also quite a popular color for newcomers to the breed.

How can we make sure that our Cochins are being judged correctly and in accordance with the Standards of Perfection? By reading the Standards ourselves for one thing. And also, by talking to the judges. If you have a question on a class, ask it. Don't stand off to the side and gripe and complain about the outcome of a class. This accomplishes nothing. Maybe the judge has a great reason for the way he placed a class. Something that you can't see from outside the cage. If you disagree with the results, ask to speak to the judge when he or she is done, and have them explain why they placed the birds as they did. If however, there are obvious grounds for a protest it is your right to do so. That is what that system is in place for. It may not make you the most popular person at the time, but by the same token, if our judges are not judging according to the Standard, then why do we have it in the first place?

Above all, remember that this is a hobby, and that we are talking about chickens here. As I see it, this is a way for people who share the same interests to get together and have some fun on any given weekend during the show season. The key word here is FUN!

One last thing, as we promote our breed and sell stock to potential future breeders, let's make sure that we sell/give the buyers stock that we would not be afraid to use in our breeding program. Certainly you are not going to sell your best birds, but birds that are of poor quality should not be offered as show quality or "breeding stock". If they are of no use in a breeding program, take them to your local stock auction. There are plenty of people out there that just like to have them running around their yard, and you can still help offset your feed bill! That is "as I see it".